


CARBIDE END MILL

GENERAL CATALOG Vol.3



UM 주식회사 유엠
UM CO., LTD.

15850 경기도 군포시 당정로 25(당정동)
25, Dangeong-ro, Gunpo-si, Gyeonggi-do, Korea 15850


Tel. +82-31-451-1104 Fax. +82-31-451-1106
www.um-tool.com



CARBIDE END MILL

GENERAL CATALOG

초경 엔드밀 종합 카탈로그 Vol.3



UM 주식회사 유엠
UM CO., LTD.

World-Class Quality Products

(주)유엠은 초경 엔드밀 전문 제조업체로서
세계 최고 수준의 고정밀, 고품질 제품을 생산하고 있으며,
글로벌 품질 경쟁력을 인정받고 있습니다.

UM Co., Ltd. is a manufacturer specializing in carbide end mills.
We are producing world-class high-precision, high-quality products,
It is recognized for its global quality competitiveness.

- 최고의 성능
Top Performance
- 최고의 품질
High Quality
- 최고의 효율
Best Efficiency
- 독창적인 제조공법
Unique Process



“공구, 그 이상의 가치 창조”
“Creating Value Beyond Tools”



소경 규격의 최강자!


Extremely Strong in small Diameter

최고 수준의 **정밀도**를 자랑하는 유엠의 다양한 소경 제품을 경험해 보십시오.
Experience UM's various small-diameter products boasting the highest level of precision

여러분의 제품 품질을 **업그레이드** 시킬 수 있는 **최적화된 라인업**
Optimized lineup to upgrade your product quality

"공구, 그 이상의 가치 창조"
"Creating **Value** Beyond Tools"

Various Products
lineup!



HY-MAX 시리즈



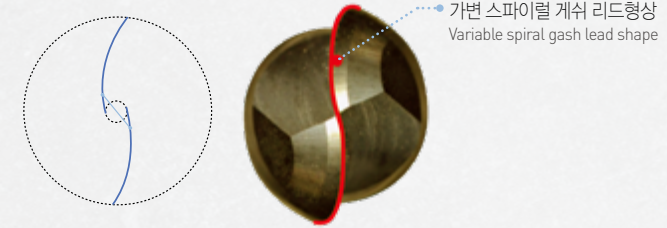
- TiSiN기반의 다층 코팅 초경엔드밀 입니다.
- 이 코팅은 산화와 마모 및 열전달로부터 절삭날의 날 끝을 보호하도록 설계되었습니다.
- HY-MAX 시리즈는 낮은 윤활과 건식조건에서 단단하고 질긴 재료의 고속가공용으로 개발되었습니다.

HY-MAX Series

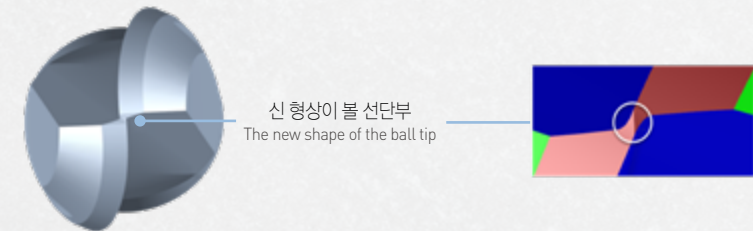
- The TiSiN based multi-layer coated carbide end mill
- This coating is designed to protect the cutting edge from heat transfer, oxidation and abrasion.
- HY-MAX series was developed for high speed machining of the hardest and toughest materials under low lubrication and dry conditions.

HY-MAX Series BALL

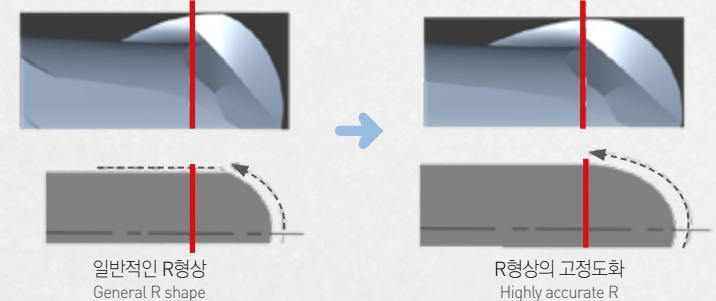
- 1 가공시 발생하는 진동을 억제하는 가변 스파이럴 게쉬 리드 형상을 적용하여 고품질의 가공면을 실현했습니다.
High-quality machining surface is realized by applying a variable spiral gash lead shape that suppresses vibration



- 2 절삭부하를 낮추고 치핑을 억제하는 신 형상의 볼 선단부
The new shape of the ball tip lowers the cutting load and suppresses chipping

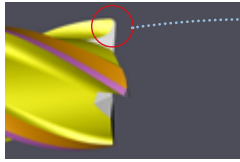


- 3 볼 Tip에서 외주날까지 플랭크면의 연결부위가 고정도인 R형상
High-precision R shape on the flank face from R tip to peripheral cutting edge



HY-MAX Series RADIUS

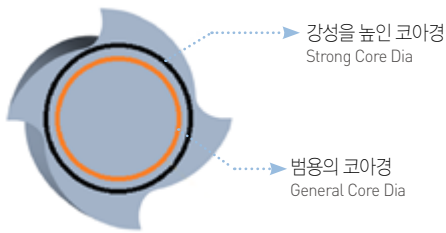
1 코너R 3차원 설계 Corner R 3D design



3D 설계로 고정밀 R정도를 구현하고, 절삭성을 향상 시키며 황삭가공에서도 코너 R의 치핑을 방지
3D design realizes high precision R accuracy, improves machinability and prevents chipping of corner R even in roughing

2 고속, 고경도에 적합한 코아경 적용으로 공구의 강성을 높임

Increased tool rigidity by applying a core dia suitable for high speed and hardened steel machining



강성을 높인 코아경
Strong Core Dia

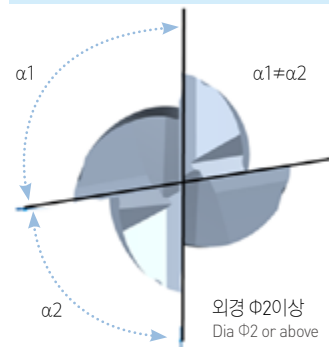
범용의 코아경
General Core Dia

HY-MAX series RADIUS / SQUARE

1 멀티헬릭스, 부등분할의 설계로 가공시 발생하는 진동을 억제하고 고능률 가공을 실현합니다 (4날 타입)

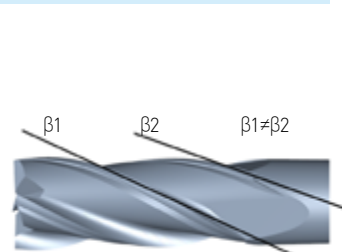
Unequal spacing of teeth and Multi Helix suppresses vibration and realizes high efficiency machining (4-Flute Type)

부등분할 Unequal Spacing Teeth



외경 $\Phi 2$ 이상
Dia $\Phi 2$ or above

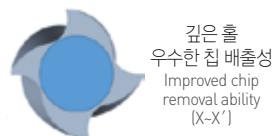

멀티헬릭스 Multi Helix



외경 $\Phi 2$ 이상
Dia $\Phi 2$ or above

2 긴 날장 타입의 스퀘어 엔드밀에 코어 테이퍼를 적용하여 공구강성을 높여 고효율 가공을 실현 (4날 타입)

High rigidity geometry with a strong core at the end part realized high efficient machining (4-Flute Type)



깊은 홈
우수한 칩 배출성
Improved chip removal ability [X-X']



얕은 홈
높은 강성
Shallow Flute High rigidity [Y-Y']

WIDE-MAX 시리즈




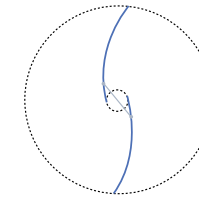
- 진동제어 AlCrN-Based 코팅 초경엔드밀
- AlCrN-base층에 Si층을 더하여 내마모성이 우수한 고경도를 나타냅니다.
- 공구 모재와의 밀착성이 우수한 내열 코팅입니다.
- 열 충격 안정성이 향상되어 습식 및 건식가공에서 모두 공구 수명이 길어졌습니다.
- 용착이 발생하기 쉬운 플라스틱 사출금형 등과 같은 절삭 재료에 대해 우수한 절삭 수명을 보여줍니다.

WIDE-MAX Series

- Anti-Vibration AlCrN-Based coated carbide end mill.
- Add Si to the AlCrN-based layer to indicate a high hardness with good wear resistance.
- A heat-resistant coating with good adhesion to the tool base material.
- Improved thermal shock stability results in longer tool life for both wet and dry cutting.
- Excellent cutting life for cutting materials such as plastic injection molds, which are prone to tool seizure.

WIDE-MAX Series BALL

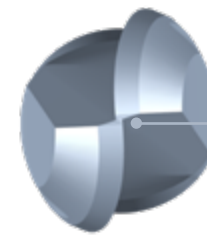
- 1 가공시 발생하는 진동을 억제하는 가변 스파이럴 게쉬 리드 형상을 적용하여 고품질의 가공면을 실현했습니다.
High-quality machining surface is realized by applying a variable spiral gash lead shape that suppresses vibration




가변 스파이럴 게쉬 리드형상
Variable spiral gash lead shape

- 2 절삭부하를 낮추고 치핑을 억제하는 신 형상의 볼 선단부

The new shape of the ball tip lowers the cutting load and suppresses chipping



신 형상이 볼 선단부
The new shape of the ball tip



- 3 볼 Tip에서 외주날까지 플랭크면의 연결부위가 고정도인 R형상

High-precision R shape on the flank face from R tip to peripheral cutting edge






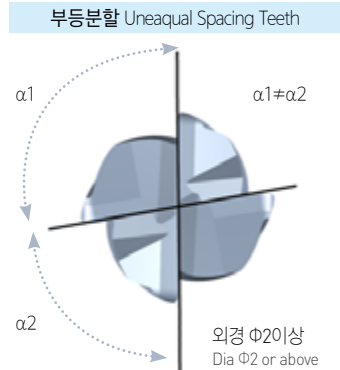
일반적인 R형상
General R shape



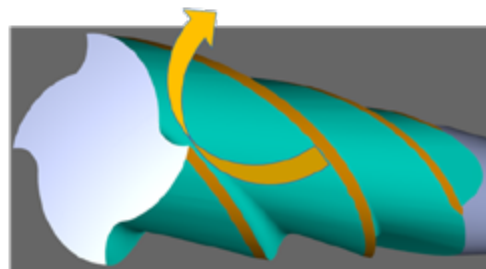
R형상의 고정도화
Highly accurate R

WIDE-MAX Series RADIUS / SQUARE

- 1** 멀티헬릭스, 부등분할의 설계로 가공시 발생하는 진동을 억제하고 고능률 가공을 실현합니다. (4날 타입)
 Unequal spacing of teeth and Multi Helix suppresses vibration and realizes high efficiency machining. (4-Flute Type)



- 2** 새로운 홈 형상 적용으로 강성이 향상되고, 칩 배출도 우수합니다.
 The rigidity is also improved by applying the new flute form geometry, and the chip evacuation is excellent



CO-MAX 시리즈



- 동전극용 DLC코팅 초경엔드밀
- 동전극 가공시 장수명 및 고품질 실현
- 높은 경도와 낮은 마찰계수를 제공합니다.
- 동합금 또는 비철금속에 우수한 가공면을 제공합니다.
- 예리하면서 정도가 높은 인선부 채택
- 우수한 볼 R 정도

CO-MAX Series

- DLC coated carbide end mill for copper electrode.
- Realization of long life and high quality in copper electrode machining.
- High hardness and low coefficient of friction.
- Excellent machining surface for copper alloys or non-ferrous metals.
- High accuracy cutting edge with sharpness.
- Superior ball R precision.



2 정밀한 공구 외경관리!
 Precise diameter management


1 우수한 가공면 정도!
 Excellent cutting surface accuracy



3バリ 억제 및 고정도 가공 실현!
 Burr suppression and High precision



4 엔지니어링 플라스틱, 알루미늄 등 다양한 비철금속에도 적용!
 Applicable to various non-ferrous metals such as engineering plastics and aluminum



DIA-MAX 시리즈


- 순수한 다이아몬드 특성을 가지고 있는 다결정 다이아몬드 코팅입니다.
- 흑연 및 비철금속 가공시 장수명 및 고품질 실현.
- 결정구조 큐빅 SP³.

DIA-MAX Series

- A polycrystalline diamond coating that has the characteristics of pure diamond.
- Realization of long life when processing graphite and non-ferrous metals.
- Crystal structure Cubic SP³.



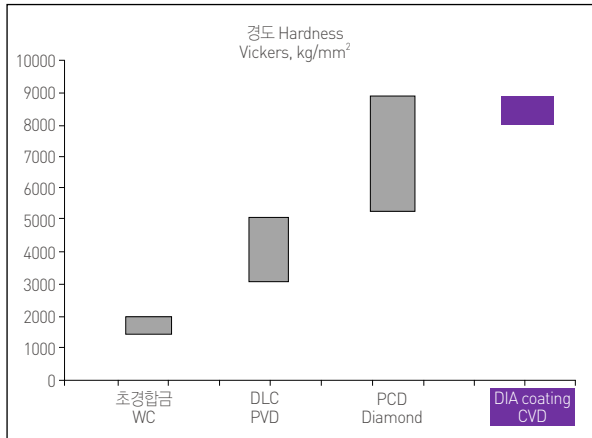
1 고정도 가공과 우수한 공구수명 향상!
High precision machining and excellent logn tool life



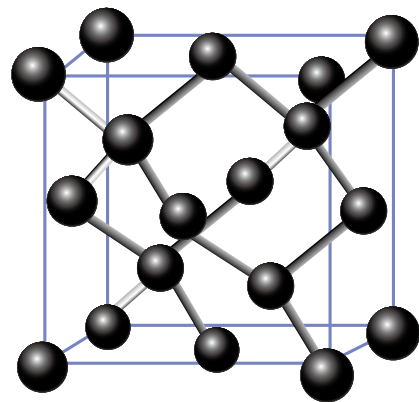
2 전체 날 길이의 균일한 치수 정밀도 실현!
Uniform dimensional accuracy over the entire length



3 최적화 된 코팅 밀착력!
Optimized coating adhesion



Diamond Coating 경도 비교표
Diamond Coating Hardness Comparison Table



다이아몬드 결정구조 cubic SP³
Diamond Crystal structure Cubic SP³

코팅의 특징 Features of Coating

대표 시리즈 Main Series	코팅 Coating	색상 Color	경도(HV) Hardness (HV)	적용 온도 (°C) Service temp (°C)	마찰계수 (vs.STEEL) Friction vs. steel	마찰계수 (vs.S45C) Friction vs. S45C	코팅막 두께 (μm) Coating Thickness (μm)	권장분야 Recommended Parts
HY-MAX	TiSiN	구리색 Copper	3,500~3,600 (HV0.05)	1100°C	0.4	0.8	0.5~3.5	주철, 프리하든강, 열처리강(-60HRC) Cast Iron, Pre-hardened Steels, Hardened Steels(-60HRC)
WIDE-MAX	AlCrN Based	회색 Grey	3,400 (HV0.02)	1080°C	0.4	0.5	0.5~3.5	연강에서 고경도강(-52HRC), 탄소강, 스테인레스강 Mild Steel to Hardened Steel(-52HRC), Carbon Steel, SUS(INOX)
CO-MAX	DLC	무지개색-검정 Rainbow-Black	5,000~6,000 (HV0.05)	500°C	<0.1		0.3~1	동, 알루미늄 합금, 복합재료, 엔지니어링 플라스틱 Copper, Aluminum Alloy, Composite Material, Engineering Plastic(PEEK etc)
	PVD							
DIA-MAX	DIAMOND CVD	진한회색 Dark Grey	9,000~10,000 (HV0.05)	600°C	<0.1		5~10	흑연, 동, 복합재료, 강화플라스틱 Graphite, Copper, Composite Material, Reinforced Plastic

TiSiN

- 결정질 TiN 매트릭스에 비정질 Si₃N₄ 로 둘러싸여진 nano-composite의 다층구조 코팅입니다.
- 이 코팅은 산화와 마모 및 열전달로 부터 절삭날의 날 끝을 보호하도록 설계되었습니다.
- 이 코팅은 절삭날 끝의 온도가 1100°C까지 가능하도록 설계되었습니다.
- TiSiN 기반의 다층 코팅은 낮은 윤활과 건식조건에서 가장 단단한 재료의 고속가공용으로 개발되었습니다.
- A multi-layer coating with a nano-composite outer layer with Si₃N₄ nano-crystallites in a crystalline TiN matrix.
- This coating is designed to protect the cutting edge from heat transfer, oxidation and abrasion.
- This coating is designed to allow a cutting edge temperature of up to 1100°C.
- The TiSiN based multi-layer coating was developed for high speed machining of the hardest and toughest materials under low lubrication and dry conditions.

AlCrN-Based

- AlCrN-base층에 Si층을 더하여 내마모성이 우수한 고경도를 나타냅니다.
- 공구 모재와의 밀착성이 우수한 내열 코팅입니다.
- 열 충격 안정성이 향상되어 습식 및 건식가공에서 모두 공구 수명이 길어졌습니다.
- AlCrN-Based 코팅은 용착이 발생하기 쉬운 플라스틱 사출금형 등과 같은 절삭 재료에 대해 우수한 절삭 수명을 보여줍니다.
- Add Si to the AlCrN-based layer to indicate a high hardness with good wear resistance.
- A heat-resistant coating with good adhesion to the tool base material.
- Improved thermal shock stability results in longer tool life for both wet and dry cutting.
- The AlCrN-Based coating shows the excellent cutting life for cutting materials such as plastic molds, etc. where tool deposition often occurs.

DLC

- 수소를 포함하지 않은 DLC 코팅입니다.
- 얇고 매우 단단한 코팅으로써 절삭날 끝의 예리함을 최대한으로 유지하도록 설계되었습니다.
- 매우 낮은 마찰계수는 광범위한 점착성 소재를 가공하는 데 있어서 탁월한 성능을 나타냅니다.
- Non-hydrogenated DLC Coating
- The thin, extremely hard coating is designed to maintain maximum cutting edge sharpness.
- The very low coefficient of friction shows excellent performance in machining a wide range of adhesive materials.

DIAMOND

- 순수한 다이아몬드 특성을 가지고 있는 다결정 다이아몬드 코팅입니다.
- 다이아몬드 코팅의 높은 열 전도성은 빠르게 열을 방출합니다. 이는 탄소와 유리섬유 강화 플라스틱 같은 온도에 민감한 재료를 가공 시 속도를 높일 수 있습니다.
- 매우 낮은 마찰계수는 광범위한 점착성 소재를 가공하는 데 있어서 탁월한 성능을 나타냅니다.
- 또한 높은 인장강도와 압축강도를 가집니다.
- A polycrystalline diamond coating that has the characteristics of pure diamond.
- The diamond coating's high heat conductivity makes for fast heat dissipation. When processing temperature-sensitive materials such as carbon and glass-fiberreinforced plastics, and allows higher processing speed during machining.
- The very low coefficient of friction shows excellent performance in machining a wide range of adhesive materials.
- It also has the highest tensile and compressive strength

아이콘의 설명 Meaning of icons

공구재질 Tool Materials

CARBIDE ULTRA 초미립자 초경합금
ULTRA Micro Grain Cabide

CARBIDE MG 미립자 초경합금
Micro Grain Cabide

CARBIDE Fine 초경합금
Fine Grain Cabide

코팅 Coating

TiSiN TiSiN 코팅
TiSiN Coating

AlCrN Based AlCrN Based 코팅
AlCrN Base Coating

DLC PVD DLC 코팅
DLC Coating

DIA CVD DIAMOND 코팅
DIAMOND Coating

날수 Number of Flutes

2 2날
2 Flute

3 3날
3 Flute

4 4날
4 Flute

비틀림각 Helix Angle

0°
Helix

30°
Helix

45°
Helix

Multi
Helix

공차 Tolerance

R 볼R공차
Tolerance of Ball Radius

CR 코너반경 공차
Tolerance of Corner Radius

D 외경공차
Tolerance of Diameter

Shank 생크공차
Tolerance of Shank Dia

가공 용도 Application

3D 곡면 가공
3D Milling

Slot 홈 가공
Slot Milling

Side 측면가공
Side Milling

Face 평면가공
Face Milling

Plunge 플런지가공
Plunge

C C면취가공
C Chamfering

주요 제품 모델 명칭 설명 Main Product Model Naming Guide

모델명 Model	약칭 Abbreviation	R(리브, 테이퍼(T), 테이퍼넥(TN)) R(Rib), Taper(T), Taper Neck(TN)	분류 Type	길이유형 Length Type	날수 Flutes	헬릭스 각도 Helix Angle	인선경 / 선단경 Dia / Front Dia	코너R Corner R	각도 Angle	유효장 Effective Length	날장 Length of cut	전장 Overall Length	생크경 Shank Dia
HMRB230-03020-060-S06	HM (HY-MAX)	R (Rib)	B (Ball)		2	30	030 (Dia 3)			20		060 (60L)	S06 (Shank6)
HMB230-10018-100-S10	HM		B (Ball)		2	30	100 (Dia 10)				18	100 (100L)	S10 (Shank10)
HMRR230-060R05-20-060-S06	HM	R (Rib)	R (Radius)		2	30	060 (Dia 6)	R05 (R0.5)		20		060 (60L)	S06 (Shank6)
HMR230-100R10-100-S10	HM		R (Radius)		2	30	100 (Dia 10)	R10 (R1)				100 (100L)	S10 (Shank10)
HMRR430-060R05-20-060-S06	HM	R (Rib)	R (Radius)		4	30	060 (Dia 6)	R05 (R0.5)		20		060 (60L)	S06 (Shank6)
HMR430-100R10-100-S10	HM		R (Radius)		4	30	100 (Dia 10)	R10 (R1)				100 (100L)	S10 (Shank10)
HMRE230-03020-060-S06	HM	R (Rib)	E (Square)		2	30	030 (Dia 3)			20		060 (60L)	S06 (Shank6)
HME230-10025-070-S10	HM		E (Square)		2	30	100 (Dia 10)				25	070 (70L)	S10 (Shank10)
HMRE430-03020-060-S06	HM	R (Rib)	E (Square)		4	30	030 (Dia 3)			20		060 (60L)	S06 (Shank6)
HME430-10025-070-S10	HM		E (Square)		4	30	100 (Dia 10)				25	070 (70L)	S10 (Shank10)
HMEL430-06020-070-S06	HM		E (Square)	L (Long Flute)	4	30	060 (Dia 6)				20	070 (70L)	S06 (Shank6)
HMCHC200-000T450-050-S04	HM		CHC (Chamfer Cutter)		2	00	000 (Front Dia 0)		T450 (45°)			050 (50L)	S04 (Shank4)
WMRB230-03020-060-S06	WM (WIDE-MAX)	R (Rib)	B (Ball)		2	30	030 (Dia 3)			20		060 (60L)	S06 (Shank6)
WMB230-10018-100-S10	WM		B (Ball)		2	30	100 (Dia 10)				18	100 (100L)	S10 (Shank10)
WMRR430-060R05-20-060-S06	WM	R (Rib)	R (Radius)		4	30	060 (Dia 6)	R05 (R0.5)		20		060 (60L)	S06 (Shank6)
WMR430-100R10-100-S10	WM		R (Radius)		4	30	100 (Dia 10)	R10 (R1)				100 (100L)	S10 (Shank10)
CMRB230-03020-060-S06	CM (CO-MAX)	R (Rib)	B (Ball)		2	30	030 (Dia 3)			20		060 (60L)	S06 (Shank6)
CMRR230-060R05-20-060-S06	CM	R (Rib)	R (Radius)		2	30	060 (Dia 6)	R05 (R0.5)		20		060 (60L)	S06 (Shank6)
CMRE230-03020-060-S06	CM	R (Rib)	E (Square)		2	30	030 (Dia 3)			20		060 (60L)	S06 (Shank6)
CME230-10025-070-S10	CM		E (Square)		2	30	100 (Dia 10)				25	070 (70L)	S10 (Shank10)
ALE345-10025-070-S10	AL (Aluminium)		E (Square)		3	45	100 (Dia 10)				25	070 (70L)	S10 (Shank10)
DMRB230-03030-100-S04	DM (DIA-MAX)	R (Rib)	B (Ball)		2	30	030 (Dia 3)			30		100 (100L)	S04 (Shank4)
DMRR430-060R05-30-105-S06	DM	R (Rib)	R (Radius)		4	30	060 (Dia 6)	R05 (R0.5)		30		105 (105L)	S06 (Shank6)
DMRE230-03030-080-S04	DM	R (Rib)	E (Square)		2	30	030 (Dia 3)			30		080 (80L)	S04 (Shank4)
DME430-06020-070-S06	DM		E (Square)		4	30	060 (Dia 6)				20	070 (70L)	S06 (Shank6)
DMRE430-06030-105-S06	DM	R (Rib)	E (Square)		4	30	060 (Dia 6)			30		105 (105L)	S06 (Shank6)

CONTENTS

End Mill Series

Product Details Specifications



HY-MAX

Ball	
HMRB230	22
HMB230	26
Radius	
HMRR230	28
HMR230	34
HMRR430	37
HMR430	42
Square	
HMRE230	45
HME230	48
HMRE430	49
HME430	51
HMEL430	52

WIDE-MAX

Ball	
WMRB230	53
WMB230	56
Radius	
WMRR430	58
WMR430	63
Square	
WMRE430	66
WME430	68

CO-MAX

Ball	
CMRB230	69
Radius	
CMRR230	71
Square	
CMRE230	74
CME230	76

ALU-MAX

Square	
ALE345	77

DIA MAX

Ball	
DMRB230	78
Radius	
DMRR430	80
Square	
DMRE230	81
DMRE430	83
DME430	84

FORMED TOOL

CHAMFER	
CHC200	85
HMCHC200	85

CARBIDE END MILL

GENERAL CATALOG

초경 엔드밀 종합 카탈로그 Vol.3



UM 주식회사 유엠
UM CO., LTD.












볼 Ball		HY-MAX
라디우스 Radius		
스퀘어 Square		
볼 Ball		WIDE-MAX
라디우스 Radius		
스퀘어 Square		
볼 Ball		CO-MAX
라디우스 Radius		
스퀘어 Square		
스퀘어 Square		ALU-MAX
볼 Ball		DIA-MAX
라디우스 Radius		
스퀘어 Square		
챔퍼커터 Chamfer Cutter		FORMED TOOL
절삭조건 Milling Conditions		
기술정보 Technical Info		

초경엔드밀 시리즈별 색인 Carbide End Mill Series Index

적용 피삭재 (◎는 최적 ○는 가능) Applicable Work Material (◎Most Suitable ○ Applicable)

사양 Specification						피삭재 Work Material										
사진 Photo	분류 Type	헬릭스 각 Helix Angle	모델 Model	사이즈 Size	페이지 Page	P			H			M	S	N		
						탄소강 Carbon Steels	합금강 Alloy Steels	프리하든강 Pre-Hardened Steels	열처리강 Hardened Steels			스테인레스강 Stainless Steels	내열합금강 Heat-resistant alloys	동 Copper	알루미늄 합금 Aluminum Alloys	흑연 Graphite
						S45C/S50C ~800 N/mm ²	SCM ~35HRC	NAK/HPM ~45HRC	SKD61 ~55HRC	SKD11 ~60HRC	SKH ~62HRC					

HY-MAX End Mill Series







볼엔드밀 Ball End Mill						피삭재 Work Material											
	리브 볼 엔드밀 2날 Rib Ball End Mill 2-Flute	30°	HMRB230	0.1~12	22p	○	◎	◎	◎	◎	○	○	○	○	○		
	볼 엔드밀 2날 Ball End Mill 2-Flute	30°	HMB230	0.3~16	26p	○	◎	◎	◎	◎	○	○	○	○	○		
라디우스 엔드밀 Radius End Mill						피삭재 Work Material											
	리브 라디우스 엔드밀 2날 Rib Radius End Mill 2-Flute	30°	HMRR230	0.2~12	28p	○	◎	◎	◎	○	○	○	○	○	○		
	라디우스 엔드밀 2날 Radius End Mill 2-Flute	30°	HMR230	0.2~12	34p	○	◎	◎	◎	○	○	○	○	○	○		
	리브 라디우스 엔드밀 4날 Rib Radius End Mill 4-Flute	30°/Multi	HMRR430	0.6~12	37p	○	◎	◎	◎	◎	○	○	○	○	○		
	라디우스 엔드밀 4날 Radius End Mill 4-Flute	30°/Multi	HMR430	0.6~12	42p	○	◎	◎	◎	◎	○	○	○	○	○		
스퀘어 엔드밀 Square End Mill						피삭재 Work Material											
	리브 스퀘어 엔드밀 2날 Rib Square End Mill 2-Flute	30°	HMRE230	0.1~12	45p	○	◎	◎	○	○	○	○	○	○	○		
	스퀘어 엔드밀 2날 Square End Mill 2-Flute	30°	HME230	0.1~12	48p	○	◎	◎	○	○	○	○	○	○	○		
	리브 스퀘어 엔드밀 4날 Rib Square End Mill 4-Flute	30°/Multi	HMRE430	1~12	49p	○	◎	◎	◎	○	○	○	○	○	○		
	스퀘어 엔드밀 4날 Square End Mill 4-Flute	30°/Multi	HME430	1~16	51p	○	◎	◎	◎	○	○	○	○	○	○		
	긴 날장 스퀘어 엔드밀 4날 Long Length Square End Mill 4-Flute	30°/Multi	HMEL430	6~16	52p	○	◎	◎	○	○	○	○	○	○	○		

초경엔드밀 시리즈별 색인 Carbide End Mill Series Index





적용 피삭재 (◎는 최적 ○는 가능) **Applicable Work Material** (◎Most Suitable ○Applicable)

사양 Specification						피삭재 Work Material										
사진 Photo	분류 Type	헬릭스 각 Helix Angle	모델 Model	사이즈 Size	페이지 Page	P			H			M	S	N		
						탄소강 Carbon Steels	합금강 Alloy Steels	프리하든강 Pre-Hardened Steels	열처리강 Hardened Steels			스테인레스강 Stainless Steels	내열합금강 Heat-resistant alloys	동 Copper	알루미늄 합금 Aluminum Alloys	흑연 Graphite
						S45C/S50C ~800 N/mm ²	SCM ~35HRC	NAK/HPM ~45HRC	SKD61 ~55HRC	SKD11 ~60HRC	SKH ~62HRC					

WIDE-MAX End Mill Series

볼엔드밀 Ball End Mill						피삭재 Work Material											
	리브 볼 엔드밀 2날 Rib Ball End Mill 2-Flute	30°	WMRB230	0.1~6	53p	◎		◎	◎	○			◎	○	○	○	
	볼 엔드밀 2날 Ball End Mill 2-Flute	30°	WMB230	0.3~16	56p	◎		◎	◎	○			◎	○	○	○	
라디우스 엔드밀 Radius End Mill						피삭재 Work Material											
	리브 라디우스 엔드밀 4날 Rib Radius End Mill 4-Flute	30°/Multi	WMRR430	1~12	58p	◎		◎	◎	○			◎	○	○	○	
	라디우스 엔드밀 4날 Radius End Mill 4-Flute	30°/Multi	WMR430	1~12	63p	◎		◎	◎	○			◎	○	○	○	
스퀘어 엔드밀 Square End Mill						피삭재 Work Material											
	리브 스퀘어 엔드밀 4날 Rib Square End Mill 4-Flute	30°/Multi	WMRE430	1~12	66p	◎		◎	◎	○			◎	○	○	○	
	스퀘어 엔드밀 4날 Square End Mill 4-Flute	30°/Multi	WME430	1~16	68p	◎		◎	◎	○			◎	○	○	○	

CO-MAX End Mill Series


볼엔드밀 Ball End Mill						피삭재 Work Material											
	리브 볼 엔드밀 2날 Rib Ball End Mill 2-Flute	30°	CMRB230	0.1~6	69p										◎	◎	○
라디우스 엔드밀 Radius End Mill						피삭재 Work Material											
	리브 라디우스 엔드밀 2날 Rib Radius End Mill 2-Flute	30°	CMRR230	0.2~12	71p										◎	◎	○
스퀘어 엔드밀 Square End Mill						피삭재 Work Material											
	리브 스퀘어 엔드밀 2날 Rib Square End Mill 2-Flute	30°	CMRE230	0.1~4	74p										◎	○	○
	스퀘어 엔드밀 2날 Square End Mill 2-Flute	30°	CME230	0.1/1~12	76p										◎	○	○

초경엔드밀 시리즈별 색인 Carbide End Mill Series Index






적용 피삭재 (◎는 최적 ○는 가능) **Applicable Work Material** (◎Most Suitable ○Applicable)

사양 Specification						피삭재 Work Material										
사진 Photo	분류 Type	헬릭스 각 Helix Angle	모델 Model	사이즈 Size	페이지 Page	P			H			M	S	N		
						탄소강 Carbon Steels	합금강 Alloy Steels	프리하든강 Pre-Hardened Steels	열처리강 Hardened Steels			스테인레스강 Stainless Steels	내열합금강 Heat-resistant alloys	동 Copper	알루미늄 합금 Aluminum Alloys	흑연 Graphite
						S45C/S50C ~800 N/mm ²	SCM ~35HRC	NAK/HPM ~45HRC	SKD61 ~55HRC	SKD11 ~60HRC	SKH ~62HRC					



ALU-MAX End Mill Series

스퀘어 엔드밀 Square End Mill						피삭재 Work Material												
	스퀘어 엔드밀 3날 Square End Mill 3-Flute	45°	ALE345	1~16	77p												○	◎

DIA-MAX End Mill Series

볼엔드밀 Ball End Mill						피삭재 Work Material												
	리브 볼 엔드밀 2날 Rib Ball End Mill 2-Flute	30°	DMRB230	0.2~12	78p												○	◎
라디우스 엔드밀 Radius End Mill						피삭재 Work Material												
	리브 라디우스 엔드밀 4날 Rib Radius End Mill 4-Flute	30°	DMRR430	2~12	80p												○	◎
스퀘어 엔드밀 Square End Mill						피삭재 Work Material												
	리브 스퀘어 엔드밀 2날 Rib Square End Mill 2-Flute	30°	DMRE230	0.2~4	81p												○	◎
	리브 스퀘어 엔드밀 4날 Rib Square End Mill 4-Flute	30°	DMRE430	6~12	83p												○	◎
	스퀘어 엔드밀 4날 Square End Mill 4-Flute	30°	DME430	1~12	84p												○	◎

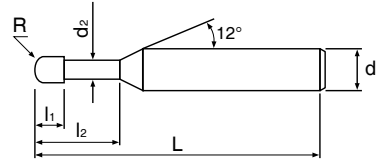
Formed Tool Series

C면취 C-Chamfer						피삭재 Work Material												
	면취 커터 2날 Chamfer Cutter 2-Flute	0°	CHC200	0	85p	◎		◎	◎	○			○	○	○	○	○	○
	면취 커터 2날 Chamfer Cutter 2-Flute	0°	HMCHC200	0	85p	◎		◎	◎	○			○	○	○	○	○	○

HMRB230

HMRB230

HY-MAX 리브 볼 엔드밀 2날 헬릭스30°
HY-MAX Rib Ball End Mill 2-Flute Helix30°



* 적용 피삭재 (Applicable Work Material)
◎ : 최적 (Most Suitable)
○ : 가능 (Applicable)

CARBIDE ULTRA
TiSiN
2
30° Helix
R ±0.005
R ±0.01
D 0/-0.008
D 0/-0.015
Shank h5
3D

R < 3 R ≥ 3 D < 6 D ≥ 6

피삭재 Work Material

P			H			M	S	N		
탄소강 Carbon Steels	합금강 Alloy Steels	프리하르덴강 Pre-Hardened Steels	열처리강 Hardened Steels			스테인레스강 Stainless Steels	내열합금강 Heat-resistant alloys	동 Copper	알루미늄합금 Aluminum Alloys	흑연 Graphite
S45C/S50C ~800 N/mm ²	SCM ~35HRC	NAK/HPM ~45HRC	SKD61 ~55HRC	SKD11 ~60HRC	SKH ~62HRC					
○	◎	◎	◎	◎	○	○	○	○		

단위(mm)/Unit(mm)

모델번호 Model No.	볼반경 Radius of Ball Nose	유효장 Effective Length	날장 Length of Cut	목부경 Neck Dia	전장 Overall Length	생크경 Shank Dia	비고 Remark
	R	l ₂	l ₁	d ₂	L	d	
HMRB230-001003-045-S04	R0.05	0.3	0.1	0.085	45	4	
HMRB230-001005-045-S04	R0.05	0.5	0.1	0.085	45	4	
HMRB230-0015005-045-S04	R0.075	0.5	0.15	0.13	45	4	
HMRB230-001501-045-S04	R0.075	1	0.15	0.13	45	4	
HMRB230-002005-045-S04	R0.1	0.5	0.2	0.18	45	4	
HMRB230-00201-045-S04	R0.1	1	0.2	0.18	45	4	
HMRB230-002015-045-S04	R0.1	1.5	0.2	0.18	45	4	
HMRB230-00202-045-S04	R0.1	2	0.2	0.18	45	4	
HMRB230-003005-045-S04	R0.15	0.5	0.3	0.27	45	4	
HMRB230-00301-045-S04	R0.15	1	0.3	0.27	45	4	
HMRB230-003015-045-S04	R0.15	1.5	0.3	0.27	45	4	
HMRB230-00302-045-S04	R0.15	2	0.3	0.27	45	4	
HMRB230-00303-045-S04	R0.15	3	0.3	0.27	45	4	
HMRB230-00401-045-S04	R0.2	1	0.4	0.37	45	4	
HMRB230-004015-045-S04	R0.2	1.5	0.4	0.37	45	4	
HMRB230-00402-045-S04	R0.2	2	0.4	0.37	45	4	
HMRB230-00403-045-S04	R0.2	3	0.4	0.37	45	4	
HMRB230-00404-045-S04	R0.2	4	0.4	0.37	45	4	
HMRB230-00405-045-S04	R0.2	5	0.4	0.37	45	4	
HMRB230-00406-045-S04	R0.2	6	0.4	0.37	45	4	
HMRB230-00501-045-S04	R0.25	1	0.5	0.46	45	4	
HMRB230-00502-045-S04	R0.25	2	0.5	0.46	45	4	
HMRB230-00503-045-S04	R0.25	3	0.5	0.46	45	4	
HMRB230-00504-045-S04	R0.25	4	0.5	0.46	45	4	
HMRB230-00505-045-S04	R0.25	5	0.5	0.46	45	4	
HMRB230-00506-045-S04	R0.25	6	0.5	0.46	45	4	

모델번호 Model No.	볼반경 Radius of Ball Nose	유효장 Effective Length	날장 Length of Cut	목부경 Neck Dia	전장 Overall Length	생크경 Shank Dia	비고 Remark
	R	l ₂	l ₁	d ₂	L	d	
HMRB230-00508-045-S04	R0.25	8	0.5	0.46	45	4	
HMRB230-00510-045-S04	R0.25	10	0.5	0.46	45	4	
HMRB230-00601-045-S04	R0.3	1	0.6	0.56	45	4	
HMRB230-00602-045-S04	R0.3	2	0.6	0.56	45	4	
HMRB230-00603-045-S04	R0.3	3	0.6	0.56	45	4	
HMRB230-00604-045-S04	R0.3	4	0.6	0.56	45	4	
HMRB230-00605-045-S04	R0.3	5	0.6	0.56	45	4	
HMRB230-00606-045-S04	R0.3	6	0.6	0.56	45	4	
HMRB230-00607-045-S04	R0.3	7	0.6	0.56	45	4	
HMRB230-00608-045-S04	R0.3	8	0.6	0.56	45	4	
HMRB230-00610-045-S04	R0.3	10	0.6	0.56	45	4	
HMRB230-00612-045-S04	R0.3	12	0.6	0.56	45	4	
HMRB230-00702-045-S04	R0.35	2	0.7	0.66	45	4	
HMRB230-00703-045-S04	R0.35	3	0.7	0.66	45	4	
HMRB230-00704-045-S04	R0.35	4	0.7	0.66	45	4	
HMRB230-00705-045-S04	R0.35	5	0.7	0.66	45	4	
HMRB230-00706-045-S04	R0.35	6	0.7	0.66	45	4	
HMRB230-00707-045-S04	R0.35	7	0.7	0.66	45	4	
HMRB230-00708-045-S04	R0.35	8	0.7	0.66	45	4	
HMRB230-00802-045-S04	R0.4	2	0.8	0.76	45	4	
HMRB230-00803-045-S04	R0.4	3	0.8	0.76	45	4	
HMRB230-00804-045-S04	R0.4	4	0.8	0.76	45	4	
HMRB230-00805-045-S04	R0.4	5	0.8	0.76	45	4	
HMRB230-00806-045-S04	R0.4	6	0.8	0.76	45	4	
HMRB230-00807-045-S04	R0.4	7	0.8	0.76	45	4	
HMRB230-00808-045-S04	R0.4	8	0.8	0.76	45	4	
HMRB230-00810-045-S04	R0.4	10	0.8	0.76	45	4	
HMRB230-00812-045-S04	R0.4	12	0.8	0.76	45	4	
HMRB230-01002-045-S04	R0.5	2	1	0.96	45	4	
HMRB230-010025-050-S06	R0.5	2.5	1	0.96	50	6	
HMRB230-01003-045-S04	R0.5	3	1	0.96	45	4	
HMRB230-01004-045-S04	R0.5	4	1	0.96	45	4	
HMRB230-01004-050-S06	R0.5	4	1	0.96	50	6	
HMRB230-01005-045-S04	R0.5	5	1	0.96	45	4	
HMRB230-01006-045-S04	R0.5	6	1	0.96	45	4	
HMRB230-01006-050-S06	R0.5	6	1	0.96	50	6	
HMRB230-01008-045-S04	R0.5	8	1	0.96	45	4	
HMRB230-01008-050-S06	R0.5	8	1	0.96	50	6	
HMRB230-01010-045-S04	R0.5	10	1	0.96	45	4	
HMRB230-01010-050-S06	R0.5	10	1	0.96	50	6	
HMRB230-01012-045-S04	R0.5	12	1	0.96	45	4	
HMRB230-01014-050-S04	R0.5	14	1	0.96	50	4	
HMRB230-01016-050-S04	R0.5	16	1	0.96	50	4	
HMRB230-01020-060-S04	R0.5	20	1	0.96	60	4	
HMRB230-01025-070-S04	R0.5	25	1	0.96	70	4	
HMRB230-01204-045-S04	R0.6	4	1.2	1.15	45	4	
HMRB230-01206-045-S04	R0.6	6	1.2	1.15	45	4	
HMRB230-01208-045-S04	R0.6	8	1.2	1.15	45	4	

HMRB230

볼 Ball	모델번호 Model No.	볼반경 Radius of Ball Nose	유효장 Effective Length	날장 Length of Cut	목부경 Neck Dia	전장 Overall Length	샹크경 Shank Dia	비고 Remark
		R	l ₂	l ₁	d ₂	L	d	
라디우스 Radius	HMRB230-01210-045-S04	R0.6	10	1.2	1.15	45	4	
스퀘어 Square	HMRB230-01212-045-S04	R0.6	12	1.2	1.15	45	4	
	HMRB230-01214-050-S04	R0.6	14	1.2	1.15	50	4	
	HMRB230-01216-050-S04	R0.6	16	1.2	1.15	50	4	
	HMRB230-01220-060-S04	R0.6	20	1.2	1.15	60	4	
	HMRB230-01504-045-S04	R0.75	4	1.5	1.45	45	4	
	HMRB230-01504-050-S06	R0.75	4	1.5	1.45	50	6	
	HMRB230-01506-045-S04	R0.75	6	1.5	1.45	45	4	
NEW	HMRB230-01506-050-S06	R0.75	6	1.5	1.45	50	6	
	HMRB230-01508-045-S04	R0.75	8	1.5	1.45	45	4	
NEW	HMRB230-01508-050-S06	R0.75	8	1.5	1.45	50	6	
	HMRB230-01510-045-S04	R0.75	10	1.5	1.45	45	4	
NEW	HMRB230-01510-050-S06	R0.75	10	1.5	1.45	50	6	
	HMRB230-01512-045-S04	R0.75	12	1.5	1.45	45	4	
NEW	HMRB230-01512-050-S06	R0.75	12	1.5	1.45	50	6	
	HMRB230-01514-050-S04	R0.75	14	1.5	1.45	50	4	
	HMRB230-01516-050-S04	R0.75	16	1.5	1.45	50	4	
	HMRB230-01520-060-S04	R0.75	20	1.5	1.45	60	4	
	HMRB230-02004-045-S04	R1	4	2	1.9	45	4	
	HMRB230-02006-045-S04	R1	6	2	1.9	45	4	
	HMRB230-02006-050-S06	R1	6	2	1.9	50	6	
	HMRB230-02008-045-S04	R1	8	2	1.9	45	4	
NEW	HMRB230-02008-050-S06	R1	8	2	1.9	50	6	
	HMRB230-02010-045-S04	R1	10	2	1.9	45	4	
NEW	HMRB230-02010-050-S06	R1	10	2	1.9	50	6	
	HMRB230-02012-045-S04	R1	12	2	1.9	45	4	
NEW	HMRB230-02012-050-S06	R1	12	2	1.9	50	6	
	HMRB230-02014-050-S04	R1	14	2	1.9	50	4	
	HMRB230-02016-050-S04	R1	16	2	1.9	50	4	
	HMRB230-02020-060-S04	R1	20	2	1.9	60	4	
	HMRB230-02025-070-S04	R1	25	2	1.9	70	4	
	HMRB230-02030-070-S04	R1	30	2	1.9	70	4	
	HMRB230-02035-080-S04	R1	35	2	1.9	80	4	
	HMRB230-02040-080-S04	R1	40	2	1.9	80	4	
	HMRB230-02506-045-S04	R1.25	6	2.5	2.35	45	4	
	HMRB230-02508-045-S04	R1.25	8	2.5	2.35	45	4	
	HMRB230-02510-045-S04	R1.25	10	2.5	2.35	45	4	
	HMRB230-02512-045-S04	R1.25	12	2.5	2.35	45	4	
	HMRB230-02516-050-S04	R1.25	16	2.5	2.35	50	4	
	HMRB230-02520-060-S04	R1.25	20	2.5	2.35	60	4	
	HMRB230-02525-070-S04	R1.25	25	2.5	2.35	70	4	
	HMRB230-03008-050-S06	R1.5	8	3	2.85	50	6	
	HMRB230-03010-050-S06	R1.5	10	3	2.85	50	6	
	HMRB230-03012-050-S06	R1.5	12	3	2.85	50	6	
	HMRB230-03014-060-S06	R1.5	14	3	2.85	60	6	
	HMRB230-03016-060-S06	R1.5	16	3	2.85	60	6	
	HMRB230-03020-060-S06	R1.5	20	3	2.85	60	6	
	HMRB230-03025-070-S06	R1.5	25	3	2.85	70	6	

HMRB230

볼 Ball	모델번호 Model No.	볼반경 Radius of Ball Nose	유효장 Effective Length	날장 Length of Cut	목부경 Neck Dia	전장 Overall Length	샹크경 Shank Dia	비고 Remark
		R	l ₂	l ₁	d ₂	L	d	
라디우스 Radius	HMRB230-03030-070-S06	R1.5	30	3	2.85	70	6	
스퀘어 Square	HMRB230-03035-080-S06	R1.5	35	3	2.85	80	6	
	HMRB230-03040-080-S06	R1.5	40	3	2.85	80	6	
	HMRB230-04010-050-S06	R2	10	4	3.85	50	6	
	HMRB230-04012-050-S06	R2	12	4	3.85	50	6	
	HMRB230-04016-060-S06	R2	16	4	3.85	60	6	
	HMRB230-04020-060-S06	R2	20	4	3.85	60	6	
	HMRB230-04025-070-S06	R2	25	4	3.85	70	6	
	HMRB230-04030-070-S06	R2	30	4	3.85	70	6	
	HMRB230-04035-080-S06	R2	35	4	3.85	80	6	
	HMRB230-04040-080-S06	R2	40	4	3.85	80	6	
	HMRB230-05012-050-S06	R2.5	12	5	4.8	50	6	
NEW	HMRB230-05016-060-S06	R2.5	16	5	4.8	60	6	
	HMRB230-05020-060-S06	R2.5	20	5	4.8	60	6	
	HMRB230-05030-070-S06	R2.5	30	5	4.8	70	6	
	HMRB230-06015-060-S06	R3	15	7	5.7	60	6	
	HMRB230-06020-060-S06	R3	20	7	5.7	60	6	
	HMRB230-06025-070-S06	R3	25	7	5.7	70	6	
	HMRB230-06030-080-S06	R3	30	7	5.7	80	6	
	HMRB230-08020-060-S08	R4	20	10	7.7	60	8	
NEW	HMRB230-08040-100-S08	R4	40	10	7.7	100	8	
NEW	HMRB230-10025-070-S10	R5	25	12	9.7	70	10	
NEW	HMRB230-10050-100-S10	R5	50	12	9.7	100	10	
	HMRB230-12030-080-S12	R6	30	14	11.7	80	12	
NEW	HMRB230-12060-110-S12	R6	60	14	11.7	110	12	

NOTE

샹크 테이퍼 각도는 약 12도입니다. 정확한 값이 아니므로 피삭재와 간섭의 염려가 있을 경우에는 반드시 확인해 주십시오.

The shank taper angle is about 12°. This angle is not an exact value and to avoid contact with the workpiece, we recommend the user check the precise value of this angle.

HMB230

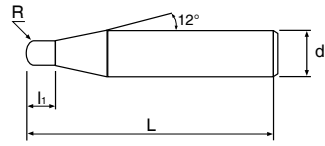
HMB230

HY-MAX 볼 엔드밀 2날 헬릭스30°
HY-MAX Ball End Mill 2-Flute Helix30°

볼
Ball

라디우스
Radius

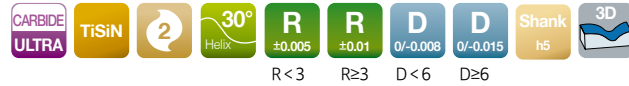
스퀘어
Square



* 적용 피삭재 (Applicable Work Material)

◎ : 최적 (Most Suitable)

○ : 가능 (Applicable)



피삭재 Work Material

P			H			M	S	N		
탄소강 Carbon Steels	합금강 Alloy Steels	프리하든강 Pre-Hardened Steels	열처리강 Hardened Steels			스테인레스강 Stainless Steels	내열합금강 Heat-resistant alloys	동 Copper	알루미늄합금 Aluminum Alloys	흑연 Graphite
S45C/S50C ~800 N/mm ²	SCM ~35HRC	NAK/HPM ~45HRC	SKD61 ~55HRC	SKD11 ~60HRC	SKH ~62HRC	○	○	○		
○	◎	◎	◎	◎	○	○	○			

단위(mm)/Unit(mm)

모델번호 Model No.	볼반경 Radius of Ball Nose	날장 Length of Cut	전장 Overall Length	생크경 Shank Dia	비고 Remark
	R	l ₁	L	d	
HMB230-003003-040-S04	R0.15	0.3	40	4	
HMB230-004004-040-S04	R0.2	0.4	40	4	
HMB230-005005-040-S04	R0.25	0.5	40	4	
HMB230-006006-040-S04	R0.3	0.6	40	4	
HMB230-008008-040-S04	R0.4	0.8	40	4	
HMB230-01002-050-S04	R0.5	2	50	4	
HMB230-01002-050-S06	R0.5	2	50	6	
HMB230-01503-050-S04	R0.75	3	50	4	
HMB230-01503-050-S06	R0.75	3	50	6	
HMB230-02004-050-S04	R1	4	50	4	
HMB230-02004-050-S06	R1	4	50	6	
HMB230-02505-050-S04	R1.25	5	50	4	
HMB230-02505-050-S06	R1.25	5	50	6	
HMB230-03006-050-S03	R1.5	6	50	3	
HMB230-03006-050-S04	R1.5	6	50	4	
HMB230-03005-050-S06	R1.5	5	50	6	
HMB230-03006-060-S06	R1.5	6	60	6	
HMB230-03507-060-S06	R1.75	7	60	6	
HMB230-04008-050-S04	R2	8	50	4	
HMB230-04008-060-S04	R2	8	60	4	
HMB230-04008-080-S04	R2	8	80	4	
HMB230-04007-050-S06	R2	7	50	6	
HMB230-04008-070-S06	R2	8	70	6	
HMB230-05008-060-S06	R2.5	8	60	6	
HMB230-05010-090-S06	R2.5	10	90	6	
HMB230-06010-060-S06	R3	10	60	6	
HMB230-06010-075-S06	R3	10	75	6	

모델번호 Model No.	볼반경 Radius of Ball Nose	날장 Length of Cut	전장 Overall Length	생크경 Shank Dia	비고 Remark
	R	l ₁	L	d	
HMB230-06012-090-S06	R3	12	90	6	
HMB230-07014-100-S08	R3.5	14	100	8	
HMB230-08012-060-S08	R4	12	60	8	
HMB230-08013-080-S08	R4	13	80	8	
HMB230-08014-100-S08	R4	14	100	8	
HMB230-10016-070-S10	R5	16	70	10	
HMB230-10018-100-S10	R5	18	100	10	
HMB230-10018-130-S10	R5	18	130	10	
HMB230-12018-080-S12	R6	18	80	12	
HMB230-12022-100-S12	R6	22	100	12	
HMB230-12022-130-S12	R6	22	130	12	
HMB230-12022-150-S12	R6	22	150	12	
HMB230-16030-130-S16	R8	30	130	16	

볼
Ball

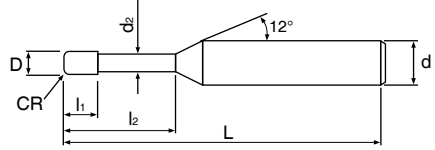
라디우스
Radius

스퀘어
Square

HMRR230

HMRR230

HY-MAX 리브 라디우스 엔드밀 2날 헬릭스30°
HY-MAX Rib Radius End Mill 2-Flute Helix30°



* 적용 피삭재 (Applicable Work Material)
◎ : 최적 (Most Suitable)
○ : 가능 (Applicable)

CARBIDE ULTRA
TiSiN
2
30° Helix
CR ±0.005
CR ±0.01
D 0/-0.008
D 0/-0.015
Shank h5
Slot
Side
Face

R < 0.5 R ≥ 0.5 D < 6 D ≥ 6

P			H			M	S	N		
탄소강 Carbon Steels	합금강 Alloy Steels	프리하든강 Pre-Hardened Steels	열처리강 Hardened Steels			스테인레스강 Stainless Steels	내열합금강 Heat-resistant alloys	동 Copper	알루미늄합금 Aluminum Alloys	흑연 Graphite
S45C/S50C ~800 N/mm²	SCM ~35HRC	NAK/HPM ~45HRC	SKD61 ~55HRC	SKD11 ~60HRC	SKH ~62HRC	○	○	○		
○	◎	◎	◎	○		○	○	○		

단위(mm)/Unit(mm)








모델번호 Model No.	인선직경 Dia of Mill	코너반경 Coner Radius	유효장 Effective Length	날장 Length of Cut	목부경 Neck Dia	전장 Overall Length	샹크경 Shank Dia	비고 Remark
	D	CR	l ₂	l ₁	d ₂	L	d	
HMRR230-002R002-005-045-S04	0.2	0.02	0.5	0.2	0.18	45	4	
HMRR230-002R002-01-045-S04	0.2	0.02	1	0.2	0.18	45	4	
HMRR230-002R005-005-045-S04	0.2	0.05	0.5	0.2	0.18	45	4	
HMRR230-002R005-01-045-S04	0.2	0.05	1	0.2	0.18	45	4	
HMRR230-003R005-01-045-S04	0.3	0.05	1	0.3	0.27	45	4	
HMRR230-003R005-015-045-S04	0.3	0.05	1.5	0.3	0.27	45	4	
HMRR230-003R005-02-045-S04	0.3	0.05	2	0.3	0.27	45	4	
HMRR230-004R005-01-045-S04	0.4	0.05	1	0.4	0.37	45	4	
HMRR230-004R005-02-045-S04	0.4	0.05	2	0.4	0.37	45	4	
HMRR230-004R005-03-045-S04	0.4	0.05	3	0.4	0.37	45	4	
HMRR230-004R005-04-045-S04	0.4	0.05	4	0.4	0.37	45	4	
HMRR230-004R01-01-045-S04	0.4	0.1	1	0.4	0.37	45	4	
HMRR230-004R01-02-045-S04	0.4	0.1	2	0.4	0.37	45	4	
HMRR230-004R01-03-045-S04	0.4	0.1	3	0.4	0.37	45	4	
HMRR230-004R01-04-045-S04	0.4	0.1	4	0.4	0.37	45	4	
HMRR230-005R005-01-045-S04	0.5	0.05	1	0.5	0.46	45	4	
HMRR230-005R005-02-045-S04	0.5	0.05	2	0.5	0.46	45	4	
HMRR230-005R005-03-045-S04	0.5	0.05	3	0.5	0.46	45	4	
HMRR230-005R005-04-045-S04	0.5	0.05	4	0.5	0.46	45	4	
HMRR230-005R005-05-045-S04	0.5	0.05	5	0.5	0.46	45	4	
HMRR230-005R005-06-045-S04	0.5	0.05	6	0.5	0.46	45	4	
HMRR230-005R01-01-045-S04	0.5	0.1	1	0.5	0.46	45	4	
HMRR230-005R01-02-045-S04	0.5	0.1	2	0.5	0.46	45	4	
HMRR230-005R01-03-045-S04	0.5	0.1	3	0.5	0.46	45	4	
HMRR230-005R01-04-045-S04	0.5	0.1	4	0.5	0.46	45	4	
HMRR230-005R01-05-045-S04	0.5	0.1	5	0.5	0.46	45	4	
HMRR230-005R01-06-045-S04	0.5	0.1	6	0.5	0.46	45	4	

모델번호 Model No.	인선직경 Dia of Mill	코너반경 Coner Radius	유효장 Effective Length	날장 Length of Cut	목부경 Neck Dia	전장 Overall Length	샹크경 Shank Dia	비고 Remark
	D	CR	l ₂	l ₁	d ₂	L	d	
HMRR230-006R005-01-045-S04	0.6	0.05	1	0.6	0.56	45	4	
HMRR230-006R005-02-045-S04	0.6	0.05	2	0.6	0.56	45	4	
HMRR230-006R005-03-045-S04	0.6	0.05	3	0.6	0.56	45	4	
HMRR230-006R005-04-045-S04	0.6	0.05	4	0.6	0.56	45	4	
HMRR230-006R005-06-045-S04	0.6	0.05	6	0.6	0.56	45	4	
HMRR230-006R005-08-045-S04	0.6	0.05	8	0.6	0.56	45	4	
HMRR230-006R01-01-045-S04	0.6	0.1	1	0.6	0.56	45	4	
HMRR230-006R01-02-045-S04	0.6	0.1	2	0.6	0.56	45	4	
HMRR230-006R01-03-045-S04	0.6	0.1	3	0.6	0.56	45	4	
HMRR230-006R01-04-045-S04	0.6	0.1	4	0.6	0.56	45	4	
HMRR230-006R01-06-045-S04	0.6	0.1	6	0.6	0.56	45	4	
HMRR230-006R01-08-045-S04	0.6	0.1	8	0.6	0.56	45	4	
HMRR230-007R01-02-045-S04	0.7	0.1	2	0.7	0.66	45	4	
HMRR230-007R01-04-045-S04	0.7	0.1	4	0.7	0.66	45	4	
HMRR230-007R01-06-045-S04	0.7	0.1	6	0.7	0.66	45	4	
HMRR230-007R01-08-045-S04	0.7	0.1	8	0.7	0.66	45	4	
HMRR230-008R005-02-045-S04	0.8	0.05	2	0.8	0.76	45	4	
HMRR230-008R005-04-045-S04	0.8	0.05	4	0.8	0.76	45	4	
HMRR230-008R005-06-045-S04	0.8	0.05	6	0.8	0.76	45	4	
HMRR230-008R005-08-045-S04	0.8	0.05	8	0.8	0.76	45	4	
HMRR230-008R005-10-045-S04	0.8	0.05	10	0.8	0.76	45	4	
HMRR230-008R01-02-045-S04	0.8	0.1	2	0.8	0.76	45	4	
HMRR230-008R01-04-045-S04	0.8	0.1	4	0.8	0.76	45	4	
HMRR230-008R01-06-045-S04	0.8	0.1	6	0.8	0.76	45	4	
HMRR230-008R01-08-045-S04	0.8	0.1	8	0.8	0.76	45	4	
HMRR230-008R01-10-045-S04	0.8	0.1	10	0.8	0.76	45	4	
HMRR230-008R02-02-045-S04	0.8	0.2	2	0.8	0.76	45	4	
HMRR230-008R02-04-045-S04	0.8	0.2	4	0.8	0.76	45	4	
HMRR230-008R02-06-045-S04	0.8	0.2	6	0.8	0.76	45	4	
HMRR230-008R02-08-045-S04	0.8	0.2	8	0.8	0.76	45	4	
HMRR230-008R02-10-045-S04	0.8	0.2	10	0.8	0.76	45	4	
HMRR230-010R005-025-045-S04	1	0.05	2.5	1.5	0.96	45	4	
HMRR230-010R005-04-045-S04	1	0.05	4	1.5	0.96	45	4	
HMRR230-010R005-06-045-S04	1	0.05	6	1.5	0.96	45	4	
HMRR230-010R005-08-045-S04	1	0.05	8	1.5	0.96	45	4	
HMRR230-010R005-10-045-S04	1	0.05	10	1.5	0.96	45	4	
HMRR230-010R005-12-045-S04	1	0.05	12	1.5	0.96	45	4	
HMRR230-010R005-14-050-S04	1	0.05	14	1.5	0.96	50	4	
HMRR230-010R005-16-050-S04	1	0.05	16	1.5	0.96	50	4	
HMRR230-010R01-025-045-S04	1	0.1	2.5	1.5	0.96	45	4	
HMRR230-010R01-04-045-S04	1	0.1	4	1.5	0.96	45	4	
HMRR230-010R01-06-045-S04	1	0.1	6	1.5	0.96	45	4	
HMRR230-010R01-08-045-S04	1	0.1	8	1.5	0.96	45	4	
HMRR230-010R01-10-045-S04	1	0.1	10	1.5	0.96	45	4	
HMRR230-010R01-12-045-S04	1	0.1	12	1.5	0.96	45	4	
HMRR230-010R01-14-050-S04	1	0.1	14	1.5	0.96	50	4	
HMRR230-010R01-16-050-S04	1	0.1	16	1.5	0.96	50	4	
HMRR230-010R02-025-045-S04	1	0.2	2.5	1.5	0.96	45	4	

HMRR230

HMRR230

볼
Ball
라디우스
Radius
스퀘어
Square

모델번호 Model No.	인선직경 Dia of Mill	코너반경 Coner Radius	유효장 Effective Length	날장 Length of Cut	목부경 Neck Dia	전장 Overall Length	샙크경 Shank Dia	비고 Remark
	D	CR	L ₂	L ₁	d ₂	L	d	
HMRR230-010R02-04-045-S04	1	0.2	4	1.5	0.96	45	4	
HMRR230-010R02-06-045-S04	1	0.2	6	1.5	0.96	45	4	
HMRR230-010R02-08-045-S04	1	0.2	8	1.5	0.96	45	4	
HMRR230-010R02-10-045-S04	1	0.2	10	1.5	0.96	45	4	
HMRR230-010R02-12-045-S04	1	0.2	12	1.5	0.96	45	4	
HMRR230-010R02-14-050-S04	1	0.2	14	1.5	0.96	50	4	
HMRR230-010R02-16-050-S04	1	0.2	16	1.5	0.96	50	4	
HMRR230-010R03-025-045-S04	1	0.3	2.5	1.5	0.96	45	4	
HMRR230-010R03-04-045-S04	1	0.3	4	1.5	0.96	45	4	
HMRR230-010R03-06-045-S04	1	0.3	6	1.5	0.96	45	4	
HMRR230-010R03-08-045-S04	1	0.3	8	1.5	0.96	45	4	
HMRR230-010R03-10-045-S04	1	0.3	10	1.5	0.96	45	4	
HMRR230-010R03-12-045-S04	1	0.3	12	1.5	0.96	45	4	
HMRR230-010R03-14-050-S04	1	0.3	14	1.5	0.96	50	4	
HMRR230-010R03-16-050-S04	1	0.3	16	1.5	0.96	50	4	
HMRR230-012R01-04-045-S04	1.2	0.1	4	1.8	1.15	45	4	
HMRR230-012R01-06-045-S04	1.2	0.1	6	1.8	1.15	45	4	
HMRR230-012R01-08-045-S04	1.2	0.1	8	1.8	1.15	45	4	
HMRR230-012R01-10-045-S04	1.2	0.1	10	1.8	1.15	45	4	
HMRR230-012R01-12-045-S04	1.2	0.1	12	1.8	1.15	45	4	
HMRR230-012R01-14-050-S04	1.2	0.1	14	1.8	1.15	50	4	
HMRR230-012R01-16-050-S04	1.2	0.1	16	1.8	1.15	50	4	
HMRR230-012R02-04-045-S04	1.2	0.2	4	1.8	1.15	45	4	
HMRR230-012R02-06-045-S04	1.2	0.2	6	1.8	1.15	45	4	
HMRR230-012R02-08-045-S04	1.2	0.2	8	1.8	1.15	45	4	
HMRR230-012R02-10-045-S04	1.2	0.2	10	1.8	1.15	45	4	
HMRR230-012R02-12-045-S04	1.2	0.2	12	1.8	1.15	45	4	
HMRR230-012R02-14-050-S04	1.2	0.2	14	1.8	1.15	50	4	
HMRR230-012R02-16-050-S04	1.2	0.2	16	1.8	1.15	50	4	
 HMRR230-012R03-04-045-S04	1.2	0.3	4	1.8	1.15	45	4	
 HMRR230-012R03-06-045-S04	1.2	0.3	6	1.8	1.15	45	4	
 HMRR230-012R03-08-045-S04	1.2	0.3	8	1.8	1.15	45	4	
 HMRR230-012R03-10-045-S04	1.2	0.3	10	1.8	1.15	45	4	
 HMRR230-012R03-12-045-S04	1.2	0.3	12	1.8	1.15	45	4	
 HMRR230-012R03-14-050-S04	1.2	0.3	14	1.8	1.15	50	4	
 HMRR230-012R03-16-050-S04	1.2	0.3	16	1.8	1.15	50	4	
HMRR230-015R01-04-045-S04	1.5	0.1	4	2.3	1.45	45	4	
HMRR230-015R01-06-045-S04	1.5	0.1	6	2.3	1.45	45	4	
HMRR230-015R01-08-045-S04	1.5	0.1	8	2.3	1.45	45	4	
HMRR230-015R01-10-045-S04	1.5	0.1	10	2.3	1.45	45	4	
HMRR230-015R01-12-045-S04	1.5	0.1	12	2.3	1.45	45	4	
HMRR230-015R01-14-050-S04	1.5	0.1	14	2.3	1.45	50	4	
HMRR230-015R01-16-050-S04	1.5	0.1	16	2.3	1.45	50	4	
HMRR230-015R01-20-060-S04	1.5	0.1	20	2.3	1.45	60	4	
HMRR230-015R02-04-045-S04	1.5	0.2	4	2.3	1.45	45	4	
HMRR230-015R02-06-045-S04	1.5	0.2	6	2.3	1.45	45	4	
HMRR230-015R02-08-045-S04	1.5	0.2	8	2.3	1.45	45	4	
HMRR230-015R02-10-045-S04	1.5	0.2	10	2.3	1.45	45	4	

볼
Ball
라디우스
Radius
스퀘어
Square

모델번호 Model No.	인선직경 Dia of Mill	코너반경 Coner Radius	유효장 Effective Length	날장 Length of Cut	목부경 Neck Dia	전장 Overall Length	샙크경 Shank Dia	비고 Remark
	D	CR	L ₂	L ₁	d ₂	L	d	
HMRR230-015R02-12-045-S04	1.5	0.2	12	2.3	1.45	45	4	
HMRR230-015R02-14-050-S04	1.5	0.2	14	2.3	1.45	50	4	
HMRR230-015R02-16-050-S04	1.5	0.2	16	2.3	1.45	50	4	
HMRR230-015R02-20-060-S04	1.5	0.2	20	2.3	1.45	60	4	
HMRR230-015R03-04-045-S04	1.5	0.3	4	2.3	1.45	45	4	
HMRR230-015R03-06-045-S04	1.5	0.3	6	2.3	1.45	45	4	
HMRR230-015R03-08-045-S04	1.5	0.3	8	2.3	1.45	45	4	
HMRR230-015R03-10-045-S04	1.5	0.3	10	2.3	1.45	45	4	
HMRR230-015R03-12-045-S04	1.5	0.3	12	2.3	1.45	45	4	
HMRR230-015R03-14-050-S04	1.5	0.3	14	2.3	1.45	50	4	
HMRR230-015R03-16-050-S04	1.5	0.3	16	2.3	1.45	50	4	
HMRR230-015R03-20-060-S04	1.5	0.3	20	2.3	1.45	60	4	
HMRR230-015R05-04-045-S04	1.5	0.5	4	2.3	1.45	45	4	
HMRR230-015R05-06-045-S04	1.5	0.5	6	2.3	1.45	45	4	
HMRR230-015R05-08-045-S04	1.5	0.5	8	2.3	1.45	45	4	
HMRR230-015R05-10-045-S04	1.5	0.5	10	2.3	1.45	45	4	
HMRR230-015R05-12-045-S04	1.5	0.5	12	2.3	1.45	45	4	
HMRR230-015R05-14-050-S04	1.5	0.5	14	2.3	1.45	50	4	
HMRR230-015R05-16-050-S04	1.5	0.5	16	2.3	1.45	50	4	
HMRR230-015R05-20-060-S04	1.5	0.5	20	2.3	1.45	60	4	
HMRR230-020R01-06-045-S04	2	0.1	6	3	1.9	45	4	
HMRR230-020R01-08-045-S04	2	0.1	8	3	1.9	45	4	
HMRR230-020R01-10-045-S04	2	0.1	10	3	1.9	45	4	
HMRR230-020R01-12-045-S04	2	0.1	12	3	1.9	45	4	
HMRR230-020R01-14-050-S04	2	0.1	14	3	1.9	50	4	
HMRR230-020R01-16-050-S04	2	0.1	16	3	1.9	50	4	
HMRR230-020R01-20-060-S04	2	0.1	20	3	1.9	60	4	
HMRR230-020R02-06-045-S04	2	0.2	6	3	1.9	45	4	
HMRR230-020R02-08-045-S04	2	0.2	8	3	1.9	45	4	
HMRR230-020R02-10-045-S04	2	0.2	10	3	1.9	45	4	
HMRR230-020R02-12-045-S04	2	0.2	12	3	1.9	45	4	
HMRR230-020R02-14-050-S04	2	0.2	14	3	1.9	50	4	
HMRR230-020R02-16-050-S04	2	0.2	16	3	1.9	50	4	
HMRR230-020R02-20-060-S04	2	0.2	20	3	1.9	60	4	
HMRR230-020R03-06-045-S04	2	0.3	6	3	1.9	45	4	
HMRR230-020R03-08-045-S04	2	0.3	8	3	1.9	45	4	
HMRR230-020R03-10-045-S04	2	0.3	10	3	1.9	45	4	
HMRR230-020R03-12-045-S04	2	0.3	12	3	1.9	45	4	
HMRR230-020R03-14-050-S04	2	0.3	14	3	1.9	50	4	
HMRR230-020R03-16-050-S04	2	0.3	16	3	1.9	50	4	
HMRR230-020R03-20-060-S04	2	0.3	20	3	1.9	60	4	
HMRR230-020R05-06-045-S04	2	0.5	6	3	1.9	45	4	
HMRR230-020R05-08-045-S04	2	0.5	8	3	1.9	45	4	
HMRR230-020R05-10-045-S04	2	0.5	10	3	1.9	45	4	
HMRR230-020R05-12-045-S04	2	0.5	12	3	1.9	45	4	
HMRR230-020R05-14-050-S04	2	0.5	14	3	1.9	50	4	
HMRR230-020R05-16-050-S04	2	0.5	16	3	1.9	50	4	
HMRR230-020R05-20-060-S04	2	0.5	20	3	1.9	60	4	

HMRR230

볼
Ball
라디우스
Radius
스퀘어
Square

모델번호 Model No.	인선직경 Dia of Mill	코너반경 Coner Radius	유효장 Effective Length	날장 Length of Cut	목부경 Neck Dia	전장 Overall Length	샙크경 Shank Dia	비고 Remark
	D	CR	L ₂	L ₁	d ₂	L	d	
HMRR230-025R02-10-045-S04	2.5	0.2	10	4	2.35	45	4	
HMRR230-025R02-16-050-S04	2.5	0.2	16	4	2.35	50	4	
HMRR230-025R02-20-060-S04	2.5	0.2	20	4	2.35	60	4	
HMRR230-025R05-10-045-S04	2.5	0.5	10	4	2.35	45	4	
HMRR230-025R05-16-050-S04	2.5	0.5	16	4	2.35	50	4	
HMRR230-025R05-20-060-S04	2.5	0.5	20	4	2.35	60	4	
HMRR230-030R02-10-050-S06	3	0.2	10	4.5	2.85	50	6	
HMRR230-030R02-12-050-S06	3	0.2	12	4.5	2.85	50	6	
HMRR230-030R02-16-060-S06	3	0.2	16	4.5	2.85	60	6	
HMRR230-030R02-20-060-S06	3	0.2	20	4.5	2.85	60	6	
HMRR230-030R02-25-070-S06	3	0.2	25	4.5	2.85	70	6	
HMRR230-030R02-30-070-S06	3	0.2	30	4.5	2.85	70	6	
HMRR230-030R02-35-080-S06	3	0.2	35	4.5	2.85	80	6	
HMRR230-030R03-10-050-S06	3	0.3	10	4.5	2.85	50	6	
HMRR230-030R03-12-050-S06	3	0.3	12	4.5	2.85	50	6	
HMRR230-030R03-16-060-S06	3	0.3	16	4.5	2.85	60	6	
HMRR230-030R03-20-060-S06	3	0.3	20	4.5	2.85	60	6	
HMRR230-030R03-25-070-S06	3	0.3	25	4.5	2.85	70	6	
HMRR230-030R03-30-070-S06	3	0.3	30	4.5	2.85	70	6	
HMRR230-030R03-35-080-S06	3	0.3	35	4.5	2.85	80	6	
HMRR230-030R05-10-050-S06	3	0.5	10	4.5	2.85	50	6	
HMRR230-030R05-12-050-S06	3	0.5	12	4.5	2.85	50	6	
HMRR230-030R05-16-060-S06	3	0.5	16	4.5	2.85	60	6	
HMRR230-030R05-20-060-S06	3	0.5	20	4.5	2.85	60	6	
HMRR230-030R05-25-070-S06	3	0.5	25	4.5	2.85	70	6	
HMRR230-030R05-30-070-S06	3	0.5	30	4.5	2.85	70	6	
HMRR230-030R05-35-080-S06	3	0.5	35	4.5	2.85	80	6	
HMRR230-030R10-10-050-S06	3	1	10	4.5	2.85	50	6	
HMRR230-030R10-12-050-S06	3	1	12	4.5	2.85	50	6	
HMRR230-030R10-16-060-S06	3	1	16	4.5	2.85	60	6	
HMRR230-030R10-20-060-S06	3	1	20	4.5	2.85	60	6	
HMRR230-030R10-25-070-S06	3	1	25	4.5	2.85	70	6	
HMRR230-030R10-30-070-S06	3	1	30	4.5	2.85	70	6	
HMRR230-030R10-35-080-S06	3	1	35	4.5	2.85	80	6	
HMRR230-040R02-12-050-S06	4	0.2	12	6	3.85	50	6	
HMRR230-040R02-16-060-S06	4	0.2	16	6	3.85	60	6	
HMRR230-040R02-20-060-S06	4	0.2	20	6	3.85	60	6	
HMRR230-040R02-25-070-S06	4	0.2	25	6	3.85	70	6	
HMRR230-040R02-30-070-S06	4	0.2	30	6	3.85	70	6	
HMRR230-040R02-35-080-S06	4	0.2	35	6	3.85	80	6	
HMRR230-040R03-12-050-S06	4	0.3	12	6	3.85	50	6	
HMRR230-040R03-16-060-S06	4	0.3	16	6	3.85	60	6	
HMRR230-040R03-20-060-S06	4	0.3	20	6	3.85	60	6	
HMRR230-040R03-25-070-S06	4	0.3	25	6	3.85	70	6	
HMRR230-040R03-30-070-S06	4	0.3	30	6	3.85	70	6	
HMRR230-040R03-35-080-S06	4	0.3	35	6	3.85	80	6	
HMRR230-040R05-12-050-S06	4	0.5	12	6	3.85	50	6	
HMRR230-040R05-16-060-S06	4	0.5	16	6	3.85	60	6	

HMRR230

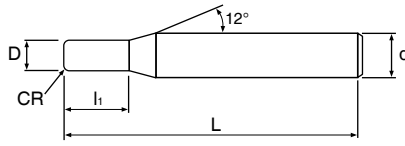
볼
Ball
라디우스
Radius
스퀘어
Square

모델번호 Model No.	인선직경 Dia of Mill	코너반경 Coner Radius	유효장 Effective Length	날장 Length of Cut	목부경 Neck Dia	전장 Overall Length	샙크경 Shank Dia	비고 Remark
	D	CR	L ₂	L ₁	d ₂	L	d	
HMRR230-040R05-20-060-S06	4	0.5	20	6	3.85	60	6	
HMRR230-040R05-25-070-S06	4	0.5	25	6	3.85	70	6	
HMRR230-040R05-30-070-S06	4	0.5	30	6	3.85	70	6	
HMRR230-040R05-35-080-S06	4	0.5	35	6	3.85	80	6	
HMRR230-040R10-12-050-S06	4	1	12	6	3.85	50	6	
HMRR230-040R10-16-060-S06	4	1	16	6	3.85	60	6	
HMRR230-040R10-20-060-S06	4	1	20	6	3.85	60	6	
HMRR230-040R10-25-070-S06	4	1	25	6	3.85	70	6	
HMRR230-040R10-30-070-S06	4	1	30	6	3.85	70	6	
HMRR230-040R10-35-080-S06	4	1	35	6	3.85	80	6	
HMRR230-050R02-20-060-S06	5	0.2	20	7.5	4.8	60	6	
HMRR230-050R03-20-060-S06	5	0.3	20	7.5	4.8	60	6	
HMRR230-050R05-20-060-S06	5	0.5	20	7.5	4.8	60	6	
HMRR230-050R10-20-060-S06	5	1	20	7.5	4.8	60	6	
HMRR230-060R02-20-060-S06	6	0.2	20	9	5.7	60	6	
HMRR230-060R02-30-090-S06	6	0.2	30	9	5.7	90	6	
HMRR230-060R03-20-060-S06	6	0.3	20	9	5.7	60	6	
HMRR230-060R03-30-090-S06	6	0.3	30	9	5.7	90	6	
HMRR230-060R05-20-060-S06	6	0.5	20	9	5.7	60	6	
HMRR230-060R05-30-090-S06	6	0.5	30	9	5.7	90	6	
HMRR230-060R10-20-060-S06	6	1	20	9	5.7	60	6	
HMRR230-060R10-30-090-S06	6	1	30	9	5.7	90	6	
HMRR230-080R02-24-065-S08	8	0.2	24	12	7.7	65	8	
HMRR230-080R02-40-090-S08	8	0.2	40	12	7.7	90	8	
HMRR230-080R03-24-065-S08	8	0.3	24	12	7.7	65	8	
HMRR230-080R03-40-090-S08	8	0.3	40	12	7.7	90	8	
HMRR230-080R05-24-065-S08	8	0.5	24	12	7.7	65	8	
HMRR230-080R05-40-090-S08	8	0.5	40	12	7.7	90	8	
HMRR230-080R10-24-065-S08	8	1	24	12	7.7	65	8	
HMRR230-080R10-40-090-S08	8	1	40	12	7.7	90	8	
HMRR230-100R02-30-070-S10	10	0.2	30	15	9.7	70	10	
HMRR230-100R02-50-100-S10	10	0.2	50	15	9.7	100	10	
HMRR230-100R03-30-070-S10	10	0.3	30	15	9.7	70	10	
HMRR230-100R03-50-100-S10	10	0.3	50	15	9.7	100	10	
HMRR230-100R05-30-070-S10	10	0.5	30	15	9.7	70	10	
HMRR230-100R05-50-100-S10	10	0.5	50	15	9.7	100	10	
HMRR230-100R10-30-070-S10	10	1	30	15	9.7	70	10	
HMRR230-100R10-50-100-S10	10	1	50	15	9.7	100	10	
HMRR230-120R02-30-080-S12	12	0.2	30	18	11.7	80	12	
HMRR230-120R02-55-100-S12	12	0.2	55	18	11.7	100	12	
HMRR230-120R05-30-080-S12	12	0.5	30	18	11.7	80	12	
HMRR230-120R05-55-100-S12	12	0.5	55	18	11.7	100	12	
HMRR230-120R10-30-080-S12	12	1	30	18	11.7	80	12	
HMRR230-120R10-55-100-S12	12	1	55	18	11.7	100	12	

HMR230

HY-MAX 래디우스 엔드밀 2날 헬릭스30°

HY-MAX Radius End Mill 2-Flute Helix30°



*** 적용 피삭재 (Applicable Work Material)**

◎ : 최적 (Most Suitable)

○ : 가능 (Applicable)

CARBIDE ULTRA
TiSiN
2
30° Helix
CR ±0.005
CR ±0.01
D 0/-0.008
D 0/-0.015
Shank h5
Slot
Side
Face

R < 0.5 R ≥ 0.5 D < 6 D ≥ 6

P			H			M	S	N		
탄소강 Carbon Steels	합금강 Alloy Steels	프리하든강 Pre-Hardened Steels	열처리강 Hardened Steels			스테인레스강 Stainless Steels	내열합금강 Heat-resistant alloys	동 Copper	알루미늄합금 Aluminum Alloys	흑연 Graphite
S45C/S50C ~800 N/mm ²	SCM ~35HRC	NAK/HPM ~45HRC	SKD61 ~55HRC	SKD11 ~60HRC	SKH ~62HRC	○	○	○		
○	◎	◎	◎	○		○	○	○		

단위(mm)/Unit(mm)

모델번호 Model No.	인선직경 Dia of Mill	코너반경 Coner Radius	날장 Length of Cut	전장 Overall Length	생크경 Shank Dia	비고 Remark
	D	CR	l ₁	L	d	
NEW HMR230-002R002-045-S04	0.2	0.02	0.4	45	4	
NEW HMR230-002R005-045-S04	0.2	0.05	0.4	45	4	
NEW HMR230-003R005-045-S04	0.3	0.05	0.6	45	4	
NEW HMR230-003R01-045-S04	0.3	0.1	0.6	45	4	
NEW HMR230-004R005-045-S04	0.4	0.05	0.8	45	4	
NEW HMR230-004R01-045-S04	0.4	0.1	0.8	45	4	
NEW HMR230-005R005-045-S04	0.5	0.05	1	45	4	
NEW HMR230-005R01-045-S04	0.5	0.1	1	45	4	
NEW HMR230-006R005-045-S04	0.6	0.05	1.2	45	4	
NEW HMR230-006R01-045-S04	0.6	0.1	1.2	45	4	
NEW HMR230-006R02-045-S04	0.6	0.2	1.2	45	4	
NEW HMR230-007R005-045-S04	0.7	0.05	1.4	45	4	
NEW HMR230-007R01-045-S04	0.7	0.1	1.4	45	4	
NEW HMR230-007R02-045-S04	0.7	0.2	1.4	45	4	
NEW HMR230-008R005-045-S04	0.8	0.05	1.6	45	4	
NEW HMR230-008R01-045-S04	0.8	0.1	1.6	45	4	
NEW HMR230-008R02-045-S04	0.8	0.2	1.6	45	4	
HMR230-010R005-045-S04	1	0.05	2.5	45	4	
HMR230-010R01-045-S04	1	0.1	2.5	45	4	
HMR230-010R02-045-S04	1	0.2	2.5	45	4	
HMR230-010R03-045-S04	1	0.3	2.5	45	4	
HMR230-012R01-045-S04	1.2	0.1	3	45	4	
HMR230-012R02-045-S04	1.2	0.2	3	45	4	
HMR230-012R03-045-S04	1.2	0.3	3	45	4	
HMR230-015R01-045-S04	1.5	0.1	4	45	4	
HMR230-015R02-045-S04	1.5	0.2	4	45	4	
HMR230-015R03-045-S04	1.5	0.3	4	45	4	

HMR230

모델번호 Model No.	인선직경 Dia of Mill	코너반경 Coner Radius	날장 Length of Cut	전장 Overall Length	생크경 Shank Dia	비고 Remark
	D	CR	l ₁	L	d	
HMR230-015R05-045-S04	1.5	0.5	4	45	4	
HMR230-020R01-045-S04	2	0.1	6	45	4	
HMR230-020R02-045-S04	2	0.2	6	45	4	
HMR230-020R03-045-S04	2	0.3	6	45	4	
HMR230-020R05-045-S04	2	0.5	6	45	4	
HMR230-025R01-045-S04	2.5	0.1	7	45	4	
HMR230-025R02-045-S04	2.5	0.2	7	45	4	
HMR230-025R03-045-S04	2.5	0.3	7	45	4	
HMR230-025R05-045-S04	2.5	0.5	7	45	4	
HMR230-030R01-060-S06	3	0.1	8	60	6	
HMR230-030R02-060-S06	3	0.2	8	60	6	
HMR230-030R03-060-S06	3	0.3	8	60	6	
HMR230-030R05-060-S06	3	0.5	8	60	6	
HMR230-030R10-060-S06	3	1	8	60	6	
NEW HMR230-040R01-050-S04	4	0.1	10	50	4	
NEW HMR230-040R02-050-S04	4	0.2	10	50	4	
NEW HMR230-040R03-050-S04	4	0.3	10	50	4	
NEW HMR230-040R05-050-S04	4	0.5	10	50	4	
NEW HMR230-040R10-050-S04	4	1	10	50	4	
HMR230-040R01-070-S06	4	0.1	10	70	6	
HMR230-040R02-070-S06	4	0.2	10	70	6	
HMR230-040R03-070-S06	4	0.3	10	70	6	
HMR230-040R05-070-S06	4	0.5	10	70	6	
HMR230-040R10-070-S06	4	1	10	70	6	
HMR230-050R02-070-S06	5	0.2	10	70	6	
HMR230-050R03-070-S06	5	0.3	10	70	6	
HMR230-050R05-070-S06	5	0.5	10	70	6	
HMR230-050R10-070-S06	5	1	10	70	6	
NEW HMR230-060R02-060-S06	6	0.2	12	60	6	
HMR230-060R02-090-S06	6	0.2	12	90	6	
NEW HMR230-060R03-060-S06	6	0.3	12	60	6	
HMR230-060R03-090-S06	6	0.3	12	90	6	
NEW HMR230-060R05-060-S06	6	0.5	12	60	6	
HMR230-060R05-090-S06	6	0.5	12	90	6	
NEW HMR230-060R10-060-S06	6	1	12	60	6	
HMR230-060R10-090-S06	6	1	12	90	6	
NEW HMR230-080R02-060-S08	8	0.2	16	60	8	
HMR230-080R02-090-S08	8	0.2	16	90	8	
NEW HMR230-080R03-060-S08	8	0.3	16	60	8	
HMR230-080R03-090-S08	8	0.3	16	90	8	
NEW HMR230-080R05-060-S08	8	0.5	16	60	8	
HMR230-080R05-090-S08	8	0.5	16	90	8	
NEW HMR230-080R10-060-S08	8	1	16	60	8	
HMR230-080R10-090-S08	8	1	16	90	8	
NEW HMR230-100R02-070-S10	10	0.2	20	70	10	
NEW HMR230-100R02-100-S10	10	0.2	20	100	10	
NEW HMR230-100R03-070-S10	10	0.3	20	70	10	
HMR230-100R03-100-S10	10	0.3	20	100	10	

HMR230

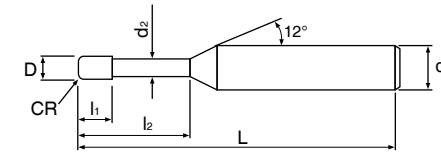
볼
Ball
라디우스
Radius
스퀘어
Square

모델번호 Model No.	인선직경 Dia of Mill	코너반경 Coner Radius	날장 Length of Cut	전장 Overall Length	생크경 Shank Dia	비고 Remark
	D	CR	l ₁	L	d	
HMR230-100R03-130-S10	10	0.3	20	130	10	
HMR230-100R05-070-S10	10	0.5	20	70	10	
HMR230-100R05-100-S10	10	0.5	20	100	10	
HMR230-100R05-130-S10	10	0.5	20	130	10	
HMR230-100R10-070-S10	10	1	20	70	10	
HMR230-100R10-100-S10	10	1	20	100	10	
HMR230-100R10-130-S10	10	1	20	130	10	
HMR230-120R02-080-S12	12	0.2	24	80	12	
HMR230-120R02-100-S12	12	0.2	24	100	12	
HMR230-120R05-080-S12	12	0.5	24	80	12	
HMR230-120R05-100-S12	12	0.5	24	100	12	
HMR230-120R05-130-S12	12	0.5	24	130	12	
HMR230-120R10-080-S12	12	1	24	80	12	
HMR230-120R10-100-S12	12	1	24	100	12	
HMR230-120R10-130-S12	12	1	24	130	12	

HMRR430

HY-MAX 리브 라디우스 엔드밀 4날 헬릭스30°

HY-MAX Rib Radius End Mill 4-Flute Helix30°



* 적용 피삭재 (Applicable Work Material)
 ◎ : 최적 (Most Suitable)
 ○ : 가능 (Applicable)

Slot Side Face
 CARBIDE ULTRA TISIN 4 30° Multi Helix CR ±0.005 CR ±0.01 D 0/-0.008 D 0/-0.015 Shank h5
 D≥2 R<0.5 R≥0.5 D<6 D≥6

P			H			M	S	N		
탄소강 Carbon Steels	합금강 Alloy Steels	프리하든강 Pre-Hardened Steels	열처리강 Hardened Steels			스테인레스강 Stainless Steels	내열합금강 Heat-resistant alloys	동 Copper	알루미늄합금 Aluminum Alloys	흑연 Graphite
S45C/S50C ~800 N/mm ²	SCM ~35HRC	NAK/HPM ~45HRC	SKD61 ~55HRC	SKD11 ~60HRC	SKH ~62HRC	○	○	○		
○	◎	◎	◎	◎	○					

단위(mm)/Unit(mm)

모델번호 Model No.	인선직경 Dia of Mill	코너반경 Coner Radius	유효장 Effective Length	날장 Length of Cut	목부경 Neck Dia	전장 Overall Length	생크경 Shank Dia	비고 Remark
	D	CR	l ₂	l ₁	d ₂	L	d	
HMRR430-006R005-02-045-S04	0.6	0.05	2	0.6	0.56	45	4	
HMRR430-006R005-03-045-S04	0.6	0.05	3	0.6	0.56	45	4	
HMRR430-006R005-04-045-S04	0.6	0.05	4	0.6	0.56	45	4	
HMRR430-006R005-06-045-S04	0.6	0.05	6	0.6	0.56	45	4	
HMRR430-006R01-02-045-S04	0.6	0.1	2	0.6	0.56	45	4	
HMRR430-006R01-03-045-S04	0.6	0.1	3	0.6	0.56	45	4	
HMRR430-006R01-04-045-S04	0.6	0.1	4	0.6	0.56	45	4	
HMRR430-006R01-06-045-S04	0.6	0.1	6	0.6	0.56	45	4	
HMRR430-008R005-02-045-S04	0.8	0.05	2	0.8	0.76	45	4	
HMRR430-008R005-04-045-S04	0.8	0.05	4	0.8	0.76	45	4	
HMRR430-008R005-06-045-S04	0.8	0.05	6	0.8	0.76	45	4	
HMRR430-008R005-08-045-S04	0.8	0.05	8	0.8	0.76	45	4	
HMRR430-008R01-02-045-S04	0.8	0.1	2	0.8	0.76	45	4	
HMRR430-008R01-04-045-S04	0.8	0.1	4	0.8	0.76	45	4	
HMRR430-008R01-06-045-S04	0.8	0.1	6	0.8	0.76	45	4	
HMRR430-008R01-08-045-S04	0.8	0.1	8	0.8	0.76	45	4	
HMRR430-008R02-02-045-S04	0.8	0.2	2	0.8	0.76	45	4	
HMRR430-008R02-04-045-S04	0.8	0.2	4	0.8	0.76	45	4	
HMRR430-008R02-06-045-S04	0.8	0.2	6	0.8	0.76	45	4	
HMRR430-008R02-08-045-S04	0.8	0.2	8	0.8	0.76	45	4	
HMRR430-010R005-025-045-S04	1	0.05	2.5	1.5	0.96	45	4	
HMRR430-010R005-04-045-S04	1	0.05	4	1.5	0.96	45	4	
HMRR430-010R005-06-045-S04	1	0.05	6	1.5	0.96	45	4	
HMRR430-010R005-08-045-S04	1	0.05	8	1.5	0.96	45	4	
HMRR430-010R005-10-045-S04	1	0.05	10	1.5	0.96	45	4	
HMRR430-010R005-12-045-S04	1	0.05	12	1.5	0.96	45	4	
HMRR430-010R01-025-045-S04	1	0.1	2.5	1.5	0.96	45	4	

볼
Ball
라디우스
Radius
스퀘어
Square

HMRR430

볼
Ball

라디우스
Radius

스퀘어
Square

모델번호 Model No.	인선직경 Dia of Mill	코너반경 Coner Radius	유효장 Effective Length	날장 Length of Cut	목부경 Neck Dia	전장 Overall Length	샙크경 Shank Dia	비고 Remark
	D	CR	L ₂	L ₁	d ₂	L	d	
HMRR430-010R01-04-045-S04	1	0.1	4	1.5	0.96	45	4	
HMRR430-010R01-06-045-S04	1	0.1	6	1.5	0.96	45	4	
HMRR430-010R01-08-045-S04	1	0.1	8	1.5	0.96	45	4	
HMRR430-010R01-10-045-S04	1	0.1	10	1.5	0.96	45	4	
HMRR430-010R01-12-045-S04	1	0.1	12	1.5	0.96	45	4	
HMRR430-010R02-025-045-S04	1	0.2	2.5	1.5	0.96	45	4	
HMRR430-010R02-04-045-S04	1	0.2	4	1.5	0.96	45	4	
HMRR430-010R02-06-045-S04	1	0.2	6	1.5	0.96	45	4	
HMRR430-010R02-08-045-S04	1	0.2	8	1.5	0.96	45	4	
HMRR430-010R02-10-045-S04	1	0.2	10	1.5	0.96	45	4	
HMRR430-010R02-12-045-S04	1	0.2	12	1.5	0.96	45	4	
HMRR430-010R03-025-045-S04	1	0.3	2.5	1.5	0.96	45	4	
HMRR430-010R03-04-045-S04	1	0.3	4	1.5	0.96	45	4	
HMRR430-010R03-06-045-S04	1	0.3	6	1.5	0.96	45	4	
HMRR430-010R03-08-045-S04	1	0.3	8	1.5	0.96	45	4	
HMRR430-010R03-10-045-S04	1	0.3	10	1.5	0.96	45	4	
HMRR430-010R03-12-045-S04	1	0.3	12	1.5	0.96	45	4	
HMRR430-015R01-04-045-S04	1.5	0.1	4	2.3	1.45	45	4	
HMRR430-015R01-06-045-S04	1.5	0.1	6	2.3	1.45	45	4	
HMRR430-015R01-08-045-S04	1.5	0.1	8	2.3	1.45	45	4	
HMRR430-015R01-10-045-S04	1.5	0.1	10	2.3	1.45	45	4	
HMRR430-015R01-12-045-S04	1.5	0.1	12	2.3	1.45	45	4	
HMRR430-015R01-14-050-S04	1.5	0.1	14	2.3	1.45	50	4	
HMRR430-015R01-16-050-S04	1.5	0.1	16	2.3	1.45	50	4	
HMRR430-015R01-20-060-S04	1.5	0.1	20	2.3	1.45	60	4	
HMRR430-015R02-04-045-S04	1.5	0.2	4	2.3	1.45	45	4	
HMRR430-015R02-06-045-S04	1.5	0.2	6	2.3	1.45	45	4	
HMRR430-015R02-08-045-S04	1.5	0.2	8	2.3	1.45	45	4	
HMRR430-015R02-10-045-S04	1.5	0.2	10	2.3	1.45	45	4	
HMRR430-015R02-12-045-S04	1.5	0.2	12	2.3	1.45	45	4	
HMRR430-015R02-14-050-S04	1.5	0.2	14	2.3	1.45	50	4	
HMRR430-015R02-16-050-S04	1.5	0.2	16	2.3	1.45	50	4	
HMRR430-015R02-20-060-S04	1.5	0.2	20	2.3	1.45	60	4	
HMRR430-015R03-04-045-S04	1.5	0.3	4	2.3	1.45	45	4	
HMRR430-015R03-06-045-S04	1.5	0.3	6	2.3	1.45	45	4	
HMRR430-015R03-08-045-S04	1.5	0.3	8	2.3	1.45	45	4	
HMRR430-015R03-10-045-S04	1.5	0.3	10	2.3	1.45	45	4	
HMRR430-015R03-12-045-S04	1.5	0.3	12	2.3	1.45	45	4	
HMRR430-015R03-14-050-S04	1.5	0.3	14	2.3	1.45	50	4	
HMRR430-015R03-16-050-S04	1.5	0.3	16	2.3	1.45	50	4	
HMRR430-015R03-20-060-S04	1.5	0.3	20	2.3	1.45	60	4	
HMRR430-015R05-04-045-S04	1.5	0.5	4	2.3	1.45	45	4	
HMRR430-015R05-06-045-S04	1.5	0.5	6	2.3	1.45	45	4	
HMRR430-015R05-08-045-S04	1.5	0.5	8	2.3	1.45	45	4	
HMRR430-015R05-10-045-S04	1.5	0.5	10	2.3	1.45	45	4	
HMRR430-015R05-12-045-S04	1.5	0.5	12	2.3	1.45	45	4	
HMRR430-015R05-14-050-S04	1.5	0.5	14	2.3	1.45	50	4	
HMRR430-015R05-16-050-S04	1.5	0.5	16	2.3	1.45	50	4	

HMRR430

볼
Ball

라디우스
Radius

스퀘어
Square

모델번호 Model No.	인선직경 Dia of Mill	코너반경 Coner Radius	유효장 Effective Length	날장 Length of Cut	목부경 Neck Dia	전장 Overall Length	샙크경 Shank Dia	비고 Remark
	D	CR	L ₂	L ₁	d ₂	L	d	
HMRR430-015R05-20-060-S04	1.5	0.5	20	2.3	1.45	60	4	
HMRR430-020R01-06-045-S04	2	0.1	6	3	1.9	45	4	
HMRR430-020R01-08-045-S04	2	0.1	8	3	1.9	45	4	
HMRR430-020R01-10-045-S04	2	0.1	10	3	1.9	45	4	
HMRR430-020R01-12-045-S04	2	0.1	12	3	1.9	45	4	
HMRR430-020R01-14-050-S04	2	0.1	14	3	1.9	50	4	
HMRR430-020R01-16-050-S04	2	0.1	16	3	1.9	50	4	
HMRR430-020R01-20-060-S04	2	0.1	20	3	1.9	60	4	
HMRR430-020R02-06-045-S04	2	0.2	6	3	1.9	45	4	
HMRR430-020R02-08-045-S04	2	0.2	8	3	1.9	45	4	
HMRR430-020R02-10-045-S04	2	0.2	10	3	1.9	45	4	
HMRR430-020R02-12-045-S04	2	0.2	12	3	1.9	45	4	
HMRR430-020R02-14-050-S04	2	0.2	14	3	1.9	50	4	
HMRR430-020R02-16-050-S04	2	0.2	16	3	1.9	50	4	
HMRR430-020R02-20-060-S04	2	0.2	20	3	1.9	60	4	
HMRR430-020R03-06-045-S04	2	0.3	6	3	1.9	45	4	
HMRR430-020R03-08-045-S04	2	0.3	8	3	1.9	45	4	
HMRR430-020R03-10-045-S04	2	0.3	10	3	1.9	45	4	
HMRR430-020R03-12-045-S04	2	0.3	12	3	1.9	45	4	
HMRR430-020R03-14-050-S04	2	0.3	14	3	1.9	50	4	
HMRR430-020R03-16-050-S04	2	0.3	16	3	1.9	50	4	
HMRR430-020R03-20-060-S04	2	0.3	20	3	1.9	60	4	
HMRR430-020R05-06-045-S04	2	0.5	6	3	1.9	45	4	
HMRR430-020R05-08-045-S04	2	0.5	8	3	1.9	45	4	
HMRR430-020R05-10-045-S04	2	0.5	10	3	1.9	45	4	
HMRR430-020R05-12-045-S04	2	0.5	12	3	1.9	45	4	
HMRR430-020R05-14-050-S04	2	0.5	14	3	1.9	50	4	
HMRR430-020R05-16-050-S04	2	0.5	16	3	1.9	50	4	
HMRR430-020R05-20-060-S04	2	0.5	20	3	1.9	60	4	
HMRR430-025R02-10-045-S04	2.5	0.2	10	4	2.35	45	4	
HMRR430-025R02-16-050-S04	2.5	0.2	16	4	2.35	50	4	
HMRR430-025R02-20-060-S04	2.5	0.2	20	4	2.35	60	4	
HMRR430-025R05-10-045-S04	2.5	0.5	10	4	2.35	45	4	
HMRR430-025R05-16-050-S04	2.5	0.5	16	4	2.35	50	4	
HMRR430-025R05-20-060-S04	2.5	0.5	20	4	2.35	60	4	
HMRR430-030R01-10-050-S06	3	0.1	10	4.5	2.85	50	6	
HMRR430-030R01-12-050-S06	3	0.1	12	4.5	2.85	50	6	
HMRR430-030R01-16-060-S06	3	0.1	16	4.5	2.85	60	6	
HMRR430-030R01-20-060-S06	3	0.1	20	4.5	2.85	60	6	
HMRR430-030R01-25-070-S06	3	0.1	25	4.5	2.85	70	6	
HMRR430-030R01-30-070-S06	3	0.1	30	4.5	2.85	70	6	
HMRR430-030R01-35-080-S06	3	0.1	35	4.5	2.85	80	6	
HMRR430-030R02-10-050-S06	3	0.2	10	4.5	2.85	50	6	
HMRR430-030R02-12-050-S06	3	0.2	12	4.5	2.85	50	6	
HMRR430-030R02-16-060-S06	3	0.2	16	4.5	2.85	60	6	
HMRR430-030R02-20-060-S06	3	0.2	20	4.5	2.85	60	6	
HMRR430-030R02-25-070-S06	3	0.2	25	4.5	2.85	70	6	
HMRR430-030R02-30-070-S06	3	0.2	30	4.5	2.85	70	6	

HMRR430

모델번호 Model No.	인선직경 Dia of Mill	코너반경 Coner Radius	유효장 Effective Length	날장 Length of Cut	목부경 Neck Dia	전장 Overall Length	샙크경 Shank Dia	비고 Remark
	D	CR	L ₂	L ₁	d ₂	L	d	
HMRR430-030R02-35-080-S06	3	0.2	35	4.5	2.85	80	6	
HMRR430-030R03-10-050-S06	3	0.3	10	4.5	2.85	50	6	
HMRR430-030R03-12-050-S06	3	0.3	12	4.5	2.85	50	6	
HMRR430-030R03-16-060-S06	3	0.3	16	4.5	2.85	60	6	
HMRR430-030R03-20-060-S06	3	0.3	20	4.5	2.85	60	6	
HMRR430-030R03-25-070-S06	3	0.3	25	4.5	2.85	70	6	
HMRR430-030R03-30-070-S06	3	0.3	30	4.5	2.85	70	6	
HMRR430-030R03-35-080-S06	3	0.3	35	4.5	2.85	80	6	
HMRR430-030R05-10-050-S06	3	0.5	10	4.5	2.85	50	6	
HMRR430-030R05-12-050-S06	3	0.5	12	4.5	2.85	50	6	
HMRR430-030R05-16-060-S06	3	0.5	16	4.5	2.85	60	6	
HMRR430-030R05-20-060-S06	3	0.5	20	4.5	2.85	60	6	
HMRR430-030R05-25-070-S06	3	0.5	25	4.5	2.85	70	6	
HMRR430-030R05-30-070-S06	3	0.5	30	4.5	2.85	70	6	
HMRR430-030R05-35-080-S06	3	0.5	35	4.5	2.85	80	6	
HMRR430-030R10-10-050-S06	3	1	10	4.5	2.85	50	6	
HMRR430-030R10-12-050-S06	3	1	12	4.5	2.85	50	6	
HMRR430-030R10-16-060-S06	3	1	16	4.5	2.85	60	6	
HMRR430-030R10-20-060-S06	3	1	20	4.5	2.85	60	6	
HMRR430-030R10-25-070-S06	3	1	25	4.5	2.85	70	6	
HMRR430-030R10-30-070-S06	3	1	30	4.5	2.85	70	6	
HMRR430-030R10-35-080-S06	3	1	35	4.5	2.85	80	6	
HMRR430-040R01-12-050-S06	4	0.1	12	6	3.85	50	6	
HMRR430-040R01-16-060-S06	4	0.1	16	6	3.85	60	6	
HMRR430-040R01-20-060-S06	4	0.1	20	6	3.85	60	6	
HMRR430-040R01-25-070-S06	4	0.1	25	6	3.85	70	6	
HMRR430-040R01-30-070-S06	4	0.1	30	6	3.85	70	6	
HMRR430-040R01-35-080-S06	4	0.1	35	6	3.85	80	6	
HMRR430-040R02-12-050-S06	4	0.2	12	6	3.85	50	6	
HMRR430-040R02-16-060-S06	4	0.2	16	6	3.85	60	6	
HMRR430-040R02-20-060-S06	4	0.2	20	6	3.85	60	6	
HMRR430-040R02-25-070-S06	4	0.2	25	6	3.85	70	6	
HMRR430-040R02-30-070-S06	4	0.2	30	6	3.85	70	6	
HMRR430-040R02-35-080-S06	4	0.2	35	6	3.85	80	6	
HMRR430-040R03-12-050-S06	4	0.3	12	6	3.85	50	6	
HMRR430-040R03-16-060-S06	4	0.3	16	6	3.85	60	6	
HMRR430-040R03-20-060-S06	4	0.3	20	6	3.85	60	6	
HMRR430-040R03-25-070-S06	4	0.3	25	6	3.85	70	6	
HMRR430-040R03-30-070-S06	4	0.3	30	6	3.85	70	6	
HMRR430-040R03-35-080-S06	4	0.3	35	6	3.85	80	6	
HMRR430-040R05-12-050-S06	4	0.5	12	6	3.85	50	6	
HMRR430-040R05-16-060-S06	4	0.5	16	6	3.85	60	6	
HMRR430-040R05-20-060-S06	4	0.5	20	6	3.85	60	6	
HMRR430-040R05-25-070-S06	4	0.5	25	6	3.85	70	6	
HMRR430-040R05-30-070-S06	4	0.5	30	6	3.85	70	6	
HMRR430-040R05-35-080-S06	4	0.5	35	6	3.85	80	6	
HMRR430-040R10-12-050-S06	4	1	12	6	3.85	50	6	
HMRR430-040R10-16-060-S06	4	1	16	6	3.85	60	6	

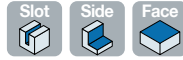
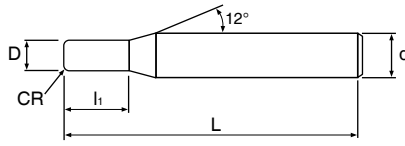
HMRR430

모델번호 Model No.	인선직경 Dia of Mill	코너반경 Coner Radius	유효장 Effective Length	날장 Length of Cut	목부경 Neck Dia	전장 Overall Length	샙크경 Shank Dia	비고 Remark
	D	CR	L ₂	L ₁	d ₂	L	d	
HMRR430-040R10-20-060-S06	4	1	20	6	3.85	60	6	
HMRR430-040R10-25-070-S06	4	1	25	6	3.85	70	6	
HMRR430-040R10-30-070-S06	4	1	30	6	3.85	70	6	
HMRR430-040R10-35-080-S06	4	1	35	6	3.85	80	6	
HMRR430-050R02-20-060-S06	5	0.2	20	7.5	4.8	60	6	
HMRR430-050R03-20-060-S06	5	0.3	20	7.5	4.8	60	6	
HMRR430-050R05-20-060-S06	5	0.5	20	7.5	4.8	60	6	
HMRR430-050R10-20-060-S06	5	1	20	7.5	4.8	60	6	
HMRR430-060R02-20-060-S06	6	0.2	20	9	5.7	60	6	
HMRR430-060R02-30-090-S06	6	0.2	30	9	5.7	90	6	
HMRR430-060R03-20-060-S06	6	0.3	20	9	5.7	60	6	
HMRR430-060R03-30-090-S06	6	0.3	30	9	5.7	90	6	
HMRR430-060R05-20-060-S06	6	0.5	20	9	5.7	60	6	
HMRR430-060R05-30-090-S06	6	0.5	30	9	5.7	90	6	
HMRR430-060R10-20-060-S06	6	1	20	9	5.7	60	6	
HMRR430-060R10-30-090-S06	6	1	30	9	5.7	90	6	
NEW HMRR430-080R02-24-065-S08	8	0.2	24	12	7.7	65	8	
NEW HMRR430-080R02-40-090-S08	8	0.2	40	12	7.7	90	8	
HMRR430-080R03-24-065-S08	8	0.3	24	12	7.7	65	8	
HMRR430-080R03-40-090-S08	8	0.3	40	12	7.7	90	8	
HMRR430-080R05-24-065-S08	8	0.5	24	12	7.7	65	8	
HMRR430-080R05-40-090-S08	8	0.5	40	12	7.7	90	8	
HMRR430-080R10-24-065-S08	8	1	24	12	7.7	65	8	
HMRR430-080R10-40-090-S08	8	1	40	12	7.7	90	8	
HMRR430-080R20-24-065-S08	8	2	24	12	7.7	65	8	
HMRR430-080R20-40-090-S08	8	2	40	12	7.7	90	8	
NEW HMRR430-100R02-30-070-S10	10	0.2	30	15	9.7	70	10	
NEW HMRR430-100R02-50-100-S10	10	0.2	50	15	9.7	100	10	
HMRR430-100R03-30-070-S10	10	0.3	30	15	9.7	70	10	
HMRR430-100R03-50-100-S10	10	0.3	50	15	9.7	100	10	
HMRR430-100R05-30-070-S10	10	0.5	30	15	9.7	70	10	
HMRR430-100R05-50-100-S10	10	0.5	50	15	9.7	100	10	
HMRR430-100R10-30-070-S10	10	1	30	15	9.7	70	10	
HMRR430-100R10-50-100-S10	10	1	50	15	9.7	100	10	
HMRR430-100R20-30-070-S10	10	2	30	15	9.7	70	10	
HMRR430-100R20-50-100-S10	10	2	50	15	9.7	100	10	
NEW HMRR430-120R02-30-080-S12	12	0.2	30	18	11.7	80	12	
NEW HMRR430-120R02-55-100-S12	12	0.2	55	18	11.7	100	12	
NEW HMRR430-120R02-60-150-S12	12	0.2	60	18	11.7	150	12	
HMRR430-120R05-30-080-S12	12	0.5	30	18	11.7	80	12	
HMRR430-120R05-55-100-S12	12	0.5	55	18	11.7	100	12	
HMRR430-120R05-60-150-S12	12	0.5	60	18	11.7	150	12	
HMRR430-120R10-30-080-S12	12	1	30	18	11.7	80	12	
HMRR430-120R10-55-100-S12	12	1	55	18	11.7	100	12	
HMRR430-120R10-60-150-S12	12	1	60	18	11.7	150	12	
HMRR430-120R20-30-080-S12	12	2	30	18	11.7	80	12	
HMRR430-120R20-55-100-S12	12	2	55	18	11.7	100	12	
HMRR430-120R20-60-150-S12	12	2	60	18	11.7	150	12	

HMR430

HY-MAX 래디우스 엔드밀 4날 헬릭스30°

HY-MAX Radius End Mill 4-Flute Helix30°



*** 적용 피삭재 (Applicable Work Material)**

◎ : 최적 (Most Suitable)

○ : 가능 (Applicable)

CARBIDE ULTRA
TiSiN
4
30° Helix
Multi Helix
CR ±0.005
CR ±0.01
D 0/-0.008
D 0/-0.015
Shank h5

D ≥ 2 R < 0.5 R ≥ 0.5 D < 6 D ≥ 6 h5

P			H			M	S	N		
탄소강 Carbon Steels	합금강 Alloy Steels	프리하든강 Pre-Hardened Steels	열처리강 Hardened Steels			스테인레스강 Stainless Steels	내열합금강 Heat-resistant alloys	동 Copper	알루미늄합금 Aluminum Alloys	흑연 Graphite
S45C/S50C ~800 N/mm ²	SCM ~35HRC	NAK/HPM ~45HRC	SKD61 ~55HRC	SKD11 ~60HRC	SKH ~62HRC	○	○	○		
○	◎	◎	◎	◎	○	○	○			

단위(mm)/Unit(mm)

모델번호 Model No.	인선직경 Dia of Mill	코너반경 Coner Radius	날장 Length of Cut	전장 Overall Length	생크경 Shank Dia	비고 Remark
	D	CR	l ₁	L	d	
NEW HMR430-006R005-045-S04	0.6	0.05	1.2	45	4	
NEW HMR430-006R01-045-S04	0.6	0.1	1.2	45	4	
NEW HMR430-008R005-045-S04	0.8	0.05	1.6	45	4	
NEW HMR430-008R01-045-S04	0.8	0.1	1.6	45	4	
NEW HMR430-008R02-045-S04	0.8	0.2	1.6	45	4	
HMR430-010R005-045-S04	1	0.05	2.5	45	4	
HMR430-010R01-045-S04	1	0.1	2.5	45	4	
HMR430-010R02-045-S04	1	0.2	2.5	45	4	
HMR430-010R03-045-S04	1	0.3	2.5	45	4	
HMR430-015R01-045-S04	1.5	0.1	4	45	4	
HMR430-015R02-045-S04	1.5	0.2	4	45	4	
HMR430-015R03-045-S04	1.5	0.3	4	45	4	
HMR430-015R05-045-S04	1.5	0.5	4	45	4	
HMR430-020R01-045-S04	2	0.1	6	45	4	
HMR430-020R02-045-S04	2	0.2	6	45	4	
HMR430-020R03-045-S04	2	0.3	6	45	4	
HMR430-020R05-045-S04	2	0.5	6	45	4	
HMR430-025R01-045-S04	2.5	0.1	7	45	4	
HMR430-025R02-045-S04	2.5	0.2	7	45	4	
HMR430-025R03-045-S04	2.5	0.3	7	45	4	
HMR430-025R05-045-S04	2.5	0.5	7	45	4	
NEW HMR430-030R01-050-S03	3	0.1	8	50	3	
HMR430-030R01-060-S06	3	0.1	8	60	6	
NEW HMR430-030R02-050-S03	3	0.2	8	50	3	
HMR430-030R02-060-S06	3	0.2	8	60	6	
NEW HMR430-030R03-050-S03	3	0.3	8	50	3	
HMR430-030R03-060-S06	3	0.3	8	60	6	
NEW HMR430-030R05-050-S03	3	0.5	8	50	3	

HMR430

볼
Ball

래디우스
Radius

스퀘어
Square

모델번호 Model No.	인선직경 Dia of Mill	코너반경 Coner Radius	날장 Length of Cut	전장 Overall Length	생크경 Shank Dia	비고 Remark
	D	CR	l ₁	L	d	
HMR430-030R05-060-S06	3	0.5	8	60	6	
NEW HMR430-030R10-050-S03	3	1	8	50	3	
HMR430-030R10-060-S06	3	1	8	60	6	
NEW HMR430-040R01-050-S04	4	0.1	10	50	4	
HMR430-040R01-080-S04	4	0.1	10	80	4	
HMR430-040R01-050-S06	4	0.1	10	50	6	
HMR430-040R01-070-S06	4	0.1	10	70	6	
NEW HMR430-040R02-050-S04	4	0.2	10	50	4	
HMR430-040R02-080-S04	4	0.2	10	80	4	
HMR430-040R02-050-S06	4	0.2	10	50	6	
HMR430-040R02-070-S06	4	0.2	10	70	6	
NEW HMR430-040R03-050-S04	4	0.3	10	50	4	
HMR430-040R03-080-S04	4	0.3	10	80	4	
HMR430-040R03-050-S06	4	0.3	10	50	6	
HMR430-040R03-070-S06	4	0.3	10	70	6	
NEW HMR430-040R05-050-S04	4	0.5	10	50	4	
HMR430-040R05-080-S04	4	0.5	10	80	4	
HMR430-040R05-050-S06	4	0.5	10	50	6	
HMR430-040R05-070-S06	4	0.5	10	70	6	
NEW HMR430-040R10-050-S04	4	1	10	50	4	
HMR430-040R10-080-S04	4	1	10	80	4	
HMR430-040R10-050-S06	4	1	10	50	6	
HMR430-040R10-070-S06	4	1	10	70	6	
HMR430-050R02-070-S06	5	0.2	10	70	6	
HMR430-050R03-070-S06	5	0.3	10	70	6	
HMR430-050R05-070-S06	5	0.5	10	70	6	
HMR430-050R10-070-S06	5	1	10	70	6	
HMR430-060R02-060-S06	6	0.2	12	60	6	
NEW HMR430-060R02-075-S06	6	0.2	12	75	6	
HMR430-060R02-090-S06	6	0.2	12	90	6	
HMR430-060R03-060-S06	6	0.3	12	60	6	
NEW HMR430-060R03-075-S06	6	0.3	12	75	6	
HMR430-060R03-090-S06	6	0.3	12	90	6	
HMR430-060R05-060-S06	6	0.5	12	60	6	
NEW HMR430-060R05-075-S06	6	0.5	12	75	6	
HMR430-060R05-090-S06	6	0.5	12	90	6	
HMR430-060R10-060-S06	6	1	12	60	6	
NEW HMR430-060R10-075-S06	6	1	12	75	6	
HMR430-060R10-090-S06	6	1	12	90	6	
NEW HMR430-060R15-060-S06	6	1.5	12	60	6	
NEW HMR430-060R15-075-S06	6	1.5	12	75	6	
NEW HMR430-060R15-090-S06	6	1.5	12	90	6	
HMR430-080R02-060-S08	8	0.2	16	60	8	
NEW HMR430-080R02-075-S08	8	0.2	16	75	8	
HMR430-080R02-090-S08	8	0.2	16	90	8	
HMR430-080R03-060-S08	8	0.3	16	60	8	
NEW HMR430-080R03-075-S08	8	0.3	16	75	8	
HMR430-080R03-090-S08	8	0.3	16	90	8	
HMR430-080R05-060-S08	8	0.5	16	60	8	

HMR430

볼 Ball	모델번호 Model No.	인선직경 Dia of Mill	코너반경 Coner Radius	날장 Length of Cut	전장 Overall Length	샹크경 Shank Dia	비고 Remark
		D	CR	l ₁	L	d	
라디우스 Radius	HMR430-080R05-075-S08	8	0.5	16	75	8	
스퀘어 Square	HMR430-080R05-090-S08	8	0.5	16	90	8	
	HMR430-080R10-060-S08	8	1	16	60	8	
	HMR430-080R10-075-S08	8	1	16	75	8	
	HMR430-080R10-090-S08	8	1	16	90	8	
	HMR430-080R20-060-S08	8	2	16	60	8	
	HMR430-080R20-075-S08	8	2	16	75	8	
	HMR430-080R20-090-S08	8	2	16	90	8	
	HMR430-100R02-070-S10	10	0.2	20	70	10	
	HMR430-100R02-100-S10	10	0.2	20	100	10	
	HMR430-100R02-130-S10	10	0.2	20	130	10	
	HMR430-100R03-070-S10	10	0.3	20	70	10	
	HMR430-100R03-100-S10	10	0.3	20	100	10	
	HMR430-100R03-130-S10	10	0.3	20	130	10	
	HMR430-100R05-070-S10	10	0.5	20	70	10	
	HMR430-100R05-100-S10	10	0.5	20	100	10	
	HMR430-100R05-130-S10	10	0.5	20	130	10	
	HMR430-100R10-070-S10	10	1	20	70	10	
	HMR430-100R10-100-S10	10	1	20	100	10	
	HMR430-100R10-130-S10	10	1	20	130	10	
	HMR430-100R20-070-S10	10	2	20	70	10	
	HMR430-100R20-100-S10	10	2	20	100	10	
	HMR430-100R20-130-S10	10	2	20	130	10	
	HMR430-120R02-080-S12	12	0.2	24	80	12	
	HMR430-120R02-100-S12	12	0.2	24	100	12	
	HMR430-120R02-130-S12	12	0.2	24	130	12	
	HMR430-120R05-080-S12	12	0.5	24	80	12	
	HMR430-120R05-100-S12	12	0.5	24	100	12	
	HMR430-120R05-110-S12	12	0.5	24	110	12	
	HMR430-120R05-130-S12	12	0.5	24	130	12	
	HMR430-120R10-080-S12	12	1	24	80	12	
	HMR430-120R10-100-S12	12	1	24	100	12	
	HMR430-120R10-110-S12	12	1	24	110	12	
	HMR430-120R10-130-S12	12	1	24	130	12	
	HMR430-120R20-080-S12	12	2	24	80	12	
	HMR430-120R20-100-S12	12	2	24	100	12	
	HMR430-120R20-130-S12	12	2	24	130	12	

HMRE230

HY-MAX 리브 스퀘어 엔드밀 2날 헬릭스30°

HY-MAX Rib Square End Mill 2-Flute Helix30°



* 적용 피삭재 (Applicable Work Material)

◎ : 최적 (Most Suitable)

○ : 가능 (Applicable)



P			H			M	S	N		
탄소강 Carbon Steels	합금강 Alloy Steels	프리하든강 Pre-Hardened Steels	열처리강 Hardened Steels			스테인레스강 Stainless Steels	내열합금강 Heat-resistant alloys	동 Copper	알루미늄합금 Aluminum Alloys	흑연 Graphite
S45C/S50C ~800 N/mm ²	SCM ~35HRC	NAK/HPM ~45HRC	SKD61 ~55HRC	SKD11 ~60HRC	SKH ~62HRC					
○	◎	◎	○			○	○	○		

단위(mm)/Unit(mm)

모델번호 Model No.	인선직경 Dia of Mill	유효장 Effective Length	날장 Length of Cut	목부경 Neck Dia	전장 Overall Length	샹크경 Shank Dia	비고 Remark
	D	l ₂	l ₁	d ₂	L	d	
HMRE230-001005-045-S04	0.1	0.5	0.1	0.085	45	4	
HMRE230-0015005-045-S04	0.15	0.5	0.15	0.13	45	4	
HMRE230-001501-045-S04	0.15	1	0.15	0.13	45	4	
HMRE230-002005-045-S04	0.2	0.5	0.2	0.18	45	4	
HMRE230-00201-045-S04	0.2	1	0.2	0.18	45	4	
HMRE230-002015-045-S04	0.2	1.5	0.2	0.18	45	4	
HMRE230-00202-045-S04	0.2	2	0.2	0.18	45	4	
HMRE230-00301-045-S04	0.3	1	0.3	0.27	45	4	
HMRE230-003015-045-S04	0.3	1.5	0.3	0.27	45	4	
HMRE230-00302-045-S04	0.3	2	0.3	0.27	45	4	
HMRE230-00303-045-S04	0.3	3	0.3	0.27	45	4	
HMRE230-00401-045-S04	0.4	1	0.4	0.37	45	4	
HMRE230-00402-045-S04	0.4	2	0.4	0.37	45	4	
HMRE230-00403-045-S04	0.4	3	0.4	0.37	45	4	
HMRE230-00404-045-S04	0.4	4	0.4	0.37	45	4	
HMRE230-00405-045-S04	0.4	5	0.4	0.37	45	4	
HMRE230-00406-045-S04	0.4	6	0.4	0.37	45	4	
HMRE230-00502-045-S04	0.5	2	0.5	0.46	45	4	
HMRE230-00503-045-S04	0.5	3	0.5	0.46	45	4	
HMRE230-00504-045-S04	0.5	4	0.5	0.46	45	4	
HMRE230-00505-045-S04	0.5	5	0.5	0.46	45	4	
HMRE230-00506-045-S04	0.5	6	0.5	0.46	45	4	
HMRE230-00508-045-S04	0.5	8	0.5	0.46	45	4	
HMRE230-00510-045-S04	0.5	10	0.5	0.46	45	4	
HMRE230-00602-045-S04	0.6	2	0.6	0.56	45	4	
HMRE230-00603-045-S04	0.6	3	0.6	0.56	45	4	
HMRE230-00604-045-S04	0.6	4	0.6	0.56	45	4	

HMRE230

볼
Ball
라디우스
Radius
스퀘어
Square

모델번호 Model No.	인선직경 Dia of Mill	유효장 Effective Length	날장 Length of Cut	목부경 Neck Dia	전장 Overall Length	샙크경 Shank Dia	비고 Remark
	D	l ₂	l ₁	d ₂	L	d	
HMRE230-00605-045-S04	0.6	5	0.6	0.56	45	4	
HMRE230-00606-045-S04	0.6	6	0.6	0.56	45	4	
HMRE230-00608-045-S04	0.6	8	0.6	0.56	45	4	
HMRE230-00610-045-S04	0.6	10	0.6	0.56	45	4	
HMRE230-00612-045-S04	0.6	12	0.6	0.56	45	4	
HMRE230-00702-045-S04	0.7	2	0.7	0.66	45	4	
HMRE230-00704-045-S04	0.7	4	0.7	0.66	45	4	
HMRE230-00706-045-S04	0.7	6	0.7	0.66	45	4	
HMRE230-00802-045-S04	0.8	2	0.8	0.76	45	4	
HMRE230-00803-045-S04	0.8	3	0.8	0.76	45	4	
HMRE230-00804-045-S04	0.8	4	0.8	0.76	45	4	
HMRE230-00805-045-S04	0.8	5	0.8	0.76	45	4	
HMRE230-00806-045-S04	0.8	6	0.8	0.76	45	4	
HMRE230-00808-045-S04	0.8	8	0.8	0.76	45	4	
HMRE230-00810-045-S04	0.8	10	0.8	0.76	45	4	
HMRE230-00812-045-S04	0.8	12	0.8	0.76	45	4	
HMRE230-01003-045-S04	1	3	1.5	0.96	45	4	
HMRE230-01004-045-S04	1	4	1.5	0.96	45	4	
HMRE230-01005-045-S04	1	5	1.5	0.96	45	4	
HMRE230-01006-045-S04	1	6	1.5	0.96	45	4	
HMRE230-01008-045-S04	1	8	1.5	0.96	45	4	
HMRE230-01010-045-S04	1	10	1.5	0.96	45	4	
HMRE230-01012-045-S04	1	12	1.5	0.96	45	4	
HMRE230-01014-050-S04	1	14	1.5	0.96	50	4	
HMRE230-01016-050-S04	1	16	1.5	0.96	50	4	
HMRE230-01020-060-S04	1	20	1.5	0.96	60	4	
HMRE230-01025-070-S04	1	25	1.5	0.96	70	4	
HMRE230-01204-045-S04	1.2	4	1.8	1.15	45	4	
HMRE230-01206-045-S04	1.2	6	1.8	1.15	45	4	
HMRE230-01208-045-S04	1.2	8	1.8	1.15	45	4	
HMRE230-01210-045-S04	1.2	10	1.8	1.15	45	4	
HMRE230-01212-045-S04	1.2	12	1.8	1.15	45	4	
HMRE230-01214-050-S04	1.2	14	1.8	1.15	50	4	
HMRE230-01216-050-S04	1.2	16	1.8	1.15	50	4	
HMRE230-01504-045-S04	1.5	4	2.3	1.45	45	4	
HMRE230-01506-045-S04	1.5	6	2.3	1.45	45	4	
HMRE230-01508-045-S04	1.5	8	2.3	1.45	45	4	
HMRE230-01510-045-S04	1.5	10	2.3	1.45	45	4	
HMRE230-01512-045-S04	1.5	12	2.3	1.45	45	4	
HMRE230-01514-050-S04	1.5	14	2.3	1.45	50	4	
HMRE230-01516-050-S04	1.5	16	2.3	1.45	50	4	
HMRE230-01520-060-S04	1.5	20	2.3	1.45	60	4	
HMRE230-02006-045-S04	2	6	3	1.9	45	4	
HMRE230-02008-045-S04	2	8	3	1.9	45	4	
HMRE230-02010-045-S04	2	10	3	1.9	45	4	
HMRE230-02012-045-S04	2	12	3	1.9	45	4	
HMRE230-02014-050-S04	2	14	3	1.9	50	4	
HMRE230-02016-050-S04	2	16	3	1.9	50	4	

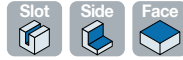
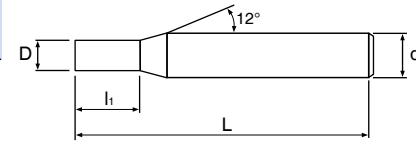
HMRE230

볼
Ball
라디우스
Radius
스퀘어
Square

모델번호 Model No.	인선직경 Dia of Mill	유효장 Effective Length	날장 Length of Cut	목부경 Neck Dia	전장 Overall Length	샙크경 Shank Dia	비고 Remark
	D	l ₂	l ₁	d ₂	L	d	
HMRE230-02020-060-S04	2	20	3	1.9	60	4	
HMRE230-03010-050-S06	3	10	4.5	2.85	50	6	
HMRE230-03012-050-S06	3	12	4.5	2.85	50	6	
HMRE230-03014-060-S06	3	14	4.5	2.85	60	6	
HMRE230-03016-060-S06	3	16	4.5	2.85	60	6	
HMRE230-03020-060-S06	3	20	4.5	2.85	60	6	
HMRE230-03025-070-S06	3	25	4.5	2.85	70	6	
HMRE230-03030-070-S06	3	30	4.5	2.85	70	6	
HMRE230-04012-050-S06	4	12	6	3.85	50	6	
HMRE230-04016-060-S06	4	16	6	3.85	60	6	
HMRE230-04020-060-S06	4	20	6	3.85	60	6	
HMRE230-04025-070-S06	4	25	6	3.85	70	6	
HMRE230-04030-070-S06	4	30	6	3.85	70	6	
HMRE230-06020-060-S06	6	20	9	5.7	60	6	
HMRE230-06030-090-S06	6	30	9	5.7	90	6	
HMRE230-08040-090-S08	8	40	12	7.7	90	8	
HMRE230-10050-100-S10	10	50	15	9.7	100	10	
HMRE230-12055-100-S12	12	55	18	11.7	100	12	

HME230

HY-MAX 스퀘어 엔드밀 2날 헬릭스30°
HY-MAX Square End Mill 2-Flute Helix30°



* 적용 피삭재 (Applicable Work Material)
◎ : 최적 (Most Suitable)
○ : 가능 (Applicable)

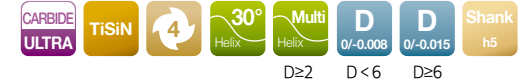
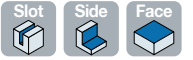
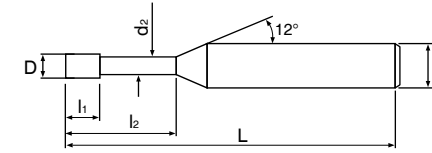
P			H			M	S	N		
탄소강 Carbon Steels	합금강 Alloy Steels	프리하든강 Pre-Hardened Steels	열처리강 Hardened Steels			스테인레스강 Stainless Steels	내열합금강 Heat-resistant alloys	동 Copper	알루미늄합금 Aluminum Alloys	흑연 Graphite
S45C/S50C ~800 N/mm ²	SCM ~35HRC	NAK/HPM ~45HRC	SKD61 ~55HRC	SKD11 ~60HRC	SKH ~62HRC	○	○	○		
○	◎	◎	○							

단위(mm)/Unit(mm)

모델번호 Model No.	인선직경 Dia of Mill	날장 Length of Cut	전장 Overall Length	생크경 Shank Dia	비고 Remark
	D	l ₁	L	d	
HME230-0010015-040-S04	0.1	0.15	40	4	
HME230-0015002-040-S04	0.15	0.2	40	4	
HME230-0020004-040-S04	0.2	0.4	40	4	
HME230-0030006-040-S04	0.3	0.6	40	4	
HME230-0040008-040-S04	0.4	0.8	40	4	
HME230-00501-040-S04	0.5	1	40	4	
HME230-006012-040-S04	0.6	1.2	40	4	
HME230-007014-040-S04	0.7	1.4	40	4	
HME230-008016-040-S04	0.8	1.6	40	4	
HME230-010025-045-S04	1	2.5	45	4	
HME230-01203-045-S04	1.2	3	45	4	
HME230-01504-045-S04	1.5	4	45	4	
HME230-02006-045-S04	2	6	45	4	
HME230-02508-045-S04	2.5	8	45	4	
HME230-03008-050-S04	3	8	50	4	
HME230-03008-050-S06	3	8	50	6	
HME230-04010-050-S04	4	10	50	4	
HME230-04010-050-S06	4	10	50	6	
HME230-05015-060-S06	5	15	60	6	
HME230-06015-060-S06	6	15	60	6	
HME230-07020-065-S08	7	20	65	8	
HME230-08020-065-S08	8	20	65	8	
HME230-10025-070-S10	10	25	70	10	
HME230-12030-080-S12	12	30	80	12	
HME230-16040-100-S16	16	40	100	16	

HMRE430

HY-MAX 리브 스퀘어 엔드밀 4날 헬릭스30°
HY-MAX Rib Square End Mill 4-Flute Helix30°



* 적용 피삭재 (Applicable Work Material)
◎ : 최적 (Most Suitable)
○ : 가능 (Applicable)

P			H			M	S	N		
탄소강 Carbon Steels	합금강 Alloy Steels	프리하든강 Pre-Hardened Steels	열처리강 Hardened Steels			스테인레스강 Stainless Steels	내열합금강 Heat-resistant alloys	동 Copper	알루미늄합금 Aluminum Alloys	흑연 Graphite
S45C/S50C ~800 N/mm ²	SCM ~35HRC	NAK/HPM ~45HRC	SKD61 ~55HRC	SKD11 ~60HRC	SKH ~62HRC	○	○	○		
○	◎	◎	◎							

단위(mm)/Unit(mm)

모델번호 Model No.	인선직경 Dia of Mill	유효장 Effective Length	날장 Length of Cut	목부경 Neck Dia	전장 Overall Length	생크경 Shank Dia	비고 Remark
	D	l ₂	l ₁	d ₂	L	d	
HMRE430-01004-045-S04	1	4	1.5	0.96	45	4	
HMRE430-01006-045-S04	1	6	1.5	0.96	45	4	
HMRE430-01008-045-S04	1	8	1.5	0.96	45	4	
HMRE430-01010-045-S04	1	10	1.5	0.96	45	4	
HMRE430-01012-045-S04	1	12	1.5	0.96	45	4	
HMRE430-01504-045-S04	1.5	4	2.3	1.45	45	4	
HMRE430-01506-045-S04	1.5	6	2.3	1.45	45	4	
HMRE430-01508-045-S04	1.5	8	2.3	1.45	45	4	
HMRE430-01510-045-S04	1.5	10	2.3	1.45	45	4	
HMRE430-01512-045-S04	1.5	12	2.3	1.45	45	4	
HMRE430-02006-045-S04	2	6	3	1.9	45	4	
HMRE430-02008-045-S04	2	8	3	1.9	45	4	
HMRE430-02010-045-S04	2	10	3	1.9	45	4	
HMRE430-02012-045-S04	2	12	3	1.9	45	4	
HMRE430-02016-050-S04	2	16	3	1.9	50	4	
HMRE430-03010-050-S06	3	10	4.5	2.85	50	6	
HMRE430-03012-050-S06	3	12	4.5	2.85	50	6	
HMRE430-03016-060-S06	3	16	4.5	2.85	60	6	
HMRE430-03020-060-S06	3	20	4.5	2.85	60	6	
HMRE430-03025-070-S06	3	25	4.5	2.85	70	6	
HMRE430-04020-080-S04	4	20	6	3.85	80	4	
HMRE430-04012-050-S06	4	12	6	3.85	50	6	
HMRE430-04016-060-S06	4	16	6	3.85	60	6	
HMRE430-04020-060-S06	4	20	6	3.85	60	6	
HMRE430-04025-070-S06	4	25	6	3.85	70	6	
HMRE430-04030-070-S06	4	30	6	3.85	70	6	
HMRE430-06020-060-S06	6	20	9	5.7	60	6	

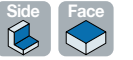
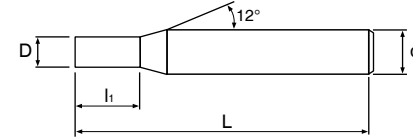
HMRE430

블 Ball	모델번호 Model No.	인선직경 Dia of Mill	유효장 Effective Length	날장 Length of Cut	목부경 Neck Dia	전장 Overall Length	생크경 Shank Dia	비고 Remark
		D	l ₂	l ₁	d ₂	L	d	
라디우스 Radius	HMRE430-06030-090-S06	6	30	9	5.7	90	6	
스퀘어 Square	HMRE430-08040-090-S08	8	40	12	7.7	90	8	
	HMRE430-10050-100-S10	10	50	15	9.7	100	10	
	HMRE430-12055-100-S12	12	55	18	11.7	100	12	
	HMRE430-12060-150-S12	12	60	18	11.7	150	12	

HME430

HY-MAX 스퀘어 엔드밀 4날 헬릭스30°

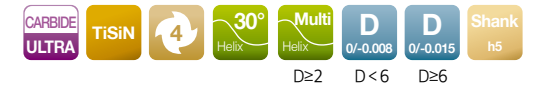
HY-MAX Square End Mill 4-Flute Helix30°



* 적용 피삭재 (Applicable Work Material)

◎ : 최적 (Most Suitable)

○ : 가능 (Applicable)



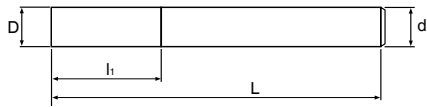
P			H			M	S	N		
탄소강 Carbon Steels	합금강 Alloy Steels	프리하든강 Pre-Hardened Steels	열처리강 Hardened Steels			스테인레스강 Stainless Steels	내열합금강 Heat-resistant alloys	동 Copper	알루미늄합금 Aluminum Alloys	흑연 Graphite
S45C/S50C ~800 N/mm ²	SCM ~35HRC	NAK/HPM ~45HRC	SKD61 ~55HRC	SKD11 ~60HRC	SKH ~62HRC					
○	◎	◎	◎			○	○	○		

단위(mm)/Unit(mm)

모델번호 Model No.	인선직경 Dia of Mill	날장 Length of Cut	전장 Overall Length	생크경 Shank Dia	비고 Remark
	D	l ₁	L	d	
HME430-010025-050-S04	1	2.5	50	4	
HME430-010025-050-S06	1	2.5	50	6	
HME430-01504-050-S04	1.5	4	50	4	
HME430-01504-050-S06	1.5	4	50	6	
HME430-02006-050-S04	2	6	50	4	
HME430-02006-050-S06	2	6	50	6	
HME430-02508-050-S04	2.5	8	50	4	
HME430-02508-050-S06	2.5	8	50	6	
HME430-03008-050-S03	3	8	50	3	
HME430-03008-050-S04	3	8	50	4	
HME430-03008-050-S06	3	8	50	6	
HME430-04010-050-S04	4	10	50	4	
HME430-04010-050-S06	4	10	50	6	
HME430-05015-060-S06	5	15	60	6	
HME430-06015-060-S06	6	15	60	6	
NEW HME430-06015-075-S06	6	15	75	6	
HME430-07020-065-S08	7	20	65	8	
HME430-08020-065-S08	8	20	65	8	
HME430-10025-070-S10	10	25	70	10	
HME430-11030-080-S12	11	30	80	12	
HME430-12030-080-S12	12	30	80	12	
HME430-16040-100-S16	16	40	100	16	

HMEL430

HY-MAX 긴 날장 스퀘어 엔드밀 4날 헬릭스30°
HY-MAX Long Length Square End Mill 4-Flute Helix30°



* 적용 피삭재 (Applicable Work Material)
◎ : 최적 (Most Suitable)
○ : 가능 (Applicable)

CARBIDE ULTRA, TiSiN, 4, 30° Helix, Multi Helix, D 0/-0.02, Shank h5, D≥6

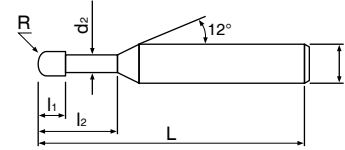
P		H			M	S	N		
탄소강 Carbon Steels	합금강 Alloy Steels	프리하든강 Pre-Hardened Steels	열처리강 Hardened Steels		스테인레스강 Stainless Steels	내열합금강 Heat-resistant alloys	동 Copper	알루미늄합금 Aluminum Alloys	흑연 Graphite
S45C/S50C ~800 N/mm ²	SCM ~35HRC	NAK/HPM ~45HRC	SKD61 ~55HRC	SKD11 ~60HRC	SKH ~62HRC				
○	◎	◎	○						

단위(mm)/Unit(mm)

모델번호 Model No.	인선직경 Dia of Mill	날장 Length of Cut	전장 Overall Length	생크경 Shank Dia	비고 Remark
	D	L ₁	L	d	
HMEL430-06020-070-S06	6	20	70	6	
HMEL430-08030-080-S08	8	30	80	8	
HMEL430-08040-090-S08	8	40	90	8	
HMEL430-10040-100-S10	10	40	100	10	
HMEL430-10050-120-S10	10	50	120	10	
HMEL430-12040-100-S12	12	40	100	12	
HMEL430-12050-120-S12	12	50	120	12	
HMEL430-12060-130-S12	12	60	130	12	
HMEL430-12070-150-S12	12	70	150	12	
HMEL430-16060-130-S16	16	60	130	16	
HMEL430-16080-160-S16	16	80	160	16	

WMRB230 NEW

WIDE-MAX 리브 볼 엔드밀 2날 헬릭스30°
WIDE-MAX Rib Ball End Mill 2-Flute Helix30°



* 적용 피삭재 (Applicable Work Material)
◎ : 최적 (Most Suitable)
○ : 가능 (Applicable)

CARBIDE ULTRA, AlCrN Based, 2, 30° Helix, R ±0.005, R ±0.01, D 0/-0.008, D 0/-0.015, Shank h5, R<3, R≥3, D<6, D≥6

P		H			M	S	N		
탄소강 Carbon Steels	합금강 Alloy Steels	프리하든강 Pre-Hardened Steels	열처리강 Hardened Steels		스테인레스강 Stainless Steels	내열합금강 Heat-resistant alloys	동 Copper	알루미늄합금 Aluminum Alloys	흑연 Graphite
S45C/S50C ~800 N/mm ²	SCM ~35HRC	NAK/HPM ~45HRC	SKD61 ~55HRC	SKD11 ~60HRC	SKH ~62HRC				
◎	◎	◎	○			◎		○	

단위(mm)/Unit(mm)

모델번호 Model No.	볼반경 Radius of Ball Nose	유효장 Effective Length	날장 Length of Cut	목부경 Neck Dia	전장 Overall Length	생크경 Shank Dia	비고 Remark
	R	l ₂	l ₁	d ₂	L	d	
WMRB230-001003-045-S04	R0.05	0.3	0.1	0.085	45	4	
WMRB230-001005-045-S04	R0.05	0.5	0.1	0.085	45	4	
WMRB230-0015005-045-S04	R0.075	0.5	0.15	0.13	45	4	
WMRB230-001501-045-S04	R0.075	1	0.15	0.13	45	4	
WMRB230-002005-045-S04	R0.1	0.5	0.2	0.18	45	4	
WMRB230-00201-045-S04	R0.1	1	0.2	0.18	45	4	
WMRB230-002015-045-S04	R0.1	1.5	0.2	0.18	45	4	
WMRB230-00202-045-S04	R0.1	2	0.2	0.18	45	4	
WMRB230-003005-045-S04	R0.15	0.5	0.3	0.27	45	4	
WMRB230-00301-045-S04	R0.15	1	0.3	0.27	45	4	
WMRB230-003015-045-S04	R0.15	1.5	0.3	0.27	45	4	
WMRB230-00302-045-S04	R0.15	2	0.3	0.27	45	4	
WMRB230-00303-045-S04	R0.15	3	0.3	0.27	45	4	
WMRB230-00401-045-S04	R0.2	1	0.4	0.37	45	4	
WMRB230-004015-045-S04	R0.2	1.5	0.4	0.37	45	4	
WMRB230-00402-045-S04	R0.2	2	0.4	0.37	45	4	
WMRB230-00403-045-S04	R0.2	3	0.4	0.37	45	4	
WMRB230-00404-045-S04	R0.2	4	0.4	0.37	45	4	
WMRB230-00405-045-S04	R0.2	5	0.4	0.37	45	4	
WMRB230-00406-045-S04	R0.2	6	0.4	0.37	45	4	
WMRB230-00501-045-S04	R0.25	1	0.5	0.46	45	4	
WMRB230-00502-045-S04	R0.25	2	0.5	0.46	45	4	
WMRB230-00503-045-S04	R0.25	3	0.5	0.46	45	4	
WMRB230-00504-045-S04	R0.25	4	0.5	0.46	45	4	
WMRB230-00505-045-S04	R0.25	5	0.5	0.46	45	4	
WMRB230-00506-045-S04	R0.25	6	0.5	0.46	45	4	
WMRB230-00508-045-S04	R0.25	8	0.5	0.46	45	4	
WMRB230-00510-045-S04	R0.25	10	0.5	0.46	45	4	

WMRB230

WMRB230

모델번호 Model No.	볼반경 Radius of Ball Nose	유효장 Effective Length	날장 Length of Cut	목부경 Neck Dia	전장 Overall Length	샙크경 Shank Dia	비고 Remark
	R	l ₂	l ₁	d ₂	L	d	
WMRB230-00601-045-S04	R0.3	1	0.6	0.56	45	4	
WMRB230-00602-045-S04	R0.3	2	0.6	0.56	45	4	
WMRB230-00603-045-S04	R0.3	3	0.6	0.56	45	4	
WMRB230-00604-045-S04	R0.3	4	0.6	0.56	45	4	
WMRB230-00605-045-S04	R0.3	5	0.6	0.56	45	4	
WMRB230-00606-045-S04	R0.3	6	0.6	0.56	45	4	
WMRB230-00607-045-S04	R0.3	7	0.6	0.56	45	4	
WMRB230-00608-045-S04	R0.3	8	0.6	0.56	45	4	
WMRB230-00610-045-S04	R0.3	10	0.6	0.56	45	4	
WMRB230-00612-045-S04	R0.3	12	0.6	0.56	45	4	
WMRB230-00702-045-S04	R0.35	2	0.7	0.66	45	4	
WMRB230-00703-045-S04	R0.35	3	0.7	0.66	45	4	
WMRB230-00704-045-S04	R0.35	4	0.7	0.66	45	4	
WMRB230-00705-045-S04	R0.35	5	0.7	0.66	45	4	
WMRB230-00706-045-S04	R0.35	6	0.7	0.66	45	4	
WMRB230-00707-045-S04	R0.35	7	0.7	0.66	45	4	
WMRB230-00708-045-S04	R0.35	8	0.7	0.66	45	4	
WMRB230-00802-045-S04	R0.4	2	0.8	0.76	45	4	
WMRB230-00803-045-S04	R0.4	3	0.8	0.76	45	4	
WMRB230-00804-045-S04	R0.4	4	0.8	0.76	45	4	
WMRB230-00805-045-S04	R0.4	5	0.8	0.76	45	4	
WMRB230-00806-045-S04	R0.4	6	0.8	0.76	45	4	
WMRB230-00807-045-S04	R0.4	7	0.8	0.76	45	4	
WMRB230-00808-045-S04	R0.4	8	0.8	0.76	45	4	
WMRB230-00810-045-S04	R0.4	10	0.8	0.76	45	4	
WMRB230-00812-045-S04	R0.4	12	0.8	0.76	45	4	
WMRB230-01003-045-S04	R0.5	3	1	0.96	45	4	
WMRB230-01004-045-S04	R0.5	4	1	0.96	45	4	
WMRB230-01005-045-S04	R0.5	5	1	0.96	45	4	
WMRB230-01006-045-S04	R0.5	6	1	0.96	45	4	
WMRB230-01008-045-S04	R0.5	8	1	0.96	45	4	
WMRB230-01010-045-S04	R0.5	10	1	0.96	45	4	
WMRB230-01012-045-S04	R0.5	12	1	0.96	45	4	
WMRB230-01014-050-S04	R0.5	14	1	0.96	50	4	
WMRB230-01016-050-S04	R0.5	16	1	0.96	50	4	
WMRB230-01020-060-S04	R0.5	20	1	0.96	60	4	
WMRB230-01025-070-S04	R0.5	25	1	0.96	70	4	
WMRB230-01204-045-S04	R0.6	4	1.2	1.15	45	4	
WMRB230-01206-045-S04	R0.6	6	1.2	1.15	45	4	
WMRB230-01208-045-S04	R0.6	8	1.2	1.15	45	4	
WMRB230-01210-045-S04	R0.6	10	1.2	1.15	45	4	
WMRB230-01212-045-S04	R0.6	12	1.2	1.15	45	4	
WMRB230-01214-050-S04	R0.6	14	1.2	1.15	50	4	
WMRB230-01216-050-S04	R0.6	16	1.2	1.15	50	4	
WMRB230-01220-060-S04	R0.6	20	1.2	1.15	60	4	
WMRB230-01504-045-S04	R0.75	4	1.5	1.45	45	4	
WMRB230-01506-045-S04	R0.75	6	1.5	1.45	45	4	
WMRB230-01508-045-S04	R0.75	8	1.5	1.45	45	4	
WMRB230-01510-045-S04	R0.75	10	1.5	1.45	45	4	

모델번호 Model No.	볼반경 Radius of Ball Nose	유효장 Effective Length	날장 Length of Cut	목부경 Neck Dia	전장 Overall Length	샙크경 Shank Dia	비고 Remark
	R	l ₂	l ₁	d ₂	L	d	
WMRB230-01512-045-S04	R0.75	12	1.5	1.45	45	4	
WMRB230-01514-050-S04	R0.75	14	1.5	1.45	50	4	
WMRB230-01516-050-S04	R0.75	16	1.5	1.45	50	4	
WMRB230-01520-060-S04	R0.75	20	1.5	1.45	60	4	
WMRB230-02004-045-S04	R1	4	2	1.9	45	4	
WMRB230-02006-045-S04	R1	6	2	1.9	45	4	
WMRB230-02008-045-S04	R1	8	2	1.9	45	4	
WMRB230-02010-045-S04	R1	10	2	1.9	45	4	
WMRB230-02012-045-S04	R1	12	2	1.9	45	4	
WMRB230-02014-050-S04	R1	14	2	1.9	50	4	
WMRB230-02016-050-S04	R1	16	2	1.9	50	4	
WMRB230-02020-060-S04	R1	20	2	1.9	60	4	
WMRB230-02025-070-S04	R1	25	2	1.9	70	4	
WMRB230-02030-070-S04	R1	30	2	1.9	70	4	
WMRB230-02035-080-S04	R1	35	2	1.9	80	4	
WMRB230-02040-080-S04	R1	40	2	1.9	80	4	
WMRB230-02506-045-S04	R1.25	6	2.5	2.35	45	4	
WMRB230-02508-045-S04	R1.25	8	2.5	2.35	45	4	
WMRB230-02510-045-S04	R1.25	10	2.5	2.35	45	4	
WMRB230-02512-045-S04	R1.25	12	2.5	2.35	45	4	
WMRB230-02516-050-S04	R1.25	16	2.5	2.35	50	4	
WMRB230-02520-060-S04	R1.25	20	2.5	2.35	60	4	
WMRB230-02525-070-S04	R1.25	25	2.5	2.35	70	4	
WMRB230-03008-050-S06	R1.5	8	3	2.85	50	6	
WMRB230-03010-050-S06	R1.5	10	3	2.85	50	6	
WMRB230-03012-050-S06	R1.5	12	3	2.85	50	6	
WMRB230-03014-060-S06	R1.5	14	3	2.85	60	6	
WMRB230-03016-060-S06	R1.5	16	3	2.85	60	6	
WMRB230-03020-060-S06	R1.5	20	3	2.85	60	6	
WMRB230-03025-070-S06	R1.5	25	3	2.85	70	6	
WMRB230-03030-070-S06	R1.5	30	3	2.85	70	6	
WMRB230-03035-080-S06	R1.5	35	3	2.85	80	6	
WMRB230-03040-080-S06	R1.5	40	3	2.85	80	6	
WMRB230-04010-050-S06	R2	10	4	3.85	50	6	
WMRB230-04012-050-S06	R2	12	4	3.85	50	6	
WMRB230-04016-060-S06	R2	16	4	3.85	60	6	
WMRB230-04020-060-S06	R2	20	4	3.85	60	6	
WMRB230-04025-070-S06	R2	25	4	3.85	70	6	
WMRB230-04030-070-S06	R2	30	4	3.85	70	6	
WMRB230-04035-080-S06	R2	35	4	3.85	80	6	
WMRB230-04040-080-S06	R2	40	4	3.85	80	6	
WMRB230-05020-060-S06	R2.5	20	5	4.8	60	6	
WMRB230-05030-070-S06	R2.5	30	5	4.8	70	6	
WMRB230-06020-060-S06	R3	20	7	5.7	60	6	
WMRB230-06025-070-S06	R3	25	7	5.7	70	6	
WMRB230-06030-080-S06	R3	30	7	5.7	80	6	

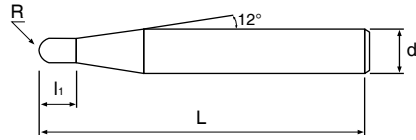
NOTE

샙크 테이퍼 각도는 약12도 입니다. 정확한 값이 아니므로 피삭재와 간섭의 염려가 있을 경우에는 반드시 확인해 주십시오.
The shank taper angle is about 12°. This angle is not an exact value and to avoid contact with the workpiece, we recommend the user check the precise value of this angle.

WMB230 NEW

WMB230

WIDE-MAX 볼 엔드밀 2날 헬릭스30°
WIDE-MAX Ball End Mill 2-Flute Helix30°



* 적용 피삭재 (Applicable Work Material)

◎ : 최적 (Most Suitable)

○ : 가능 (Applicable)

CARBIDE ULTRA
AlCrN Based
2
30° Helix
R ±0.005
R ±0.01
D 0/-0.008
D 0/-0.015
Shank h5

R < 3 R ≥ 3 D < 6 D ≥ 6

P			H			M	S	N		
탄소강 Carbon Steels	합금강 Alloy Steels	프리하든강 Pre-Hardened Steels	열처리강 Hardened Steels			스테인레스강 Stainless Steels	내열합금강 Heat-resistant alloys	동 Copper	알루미늄합금 Aluminum Alloys	흑연 Graphite
S45C/S50C ~800 N/mm ²	SCM ~35HRC	NAK/HPM ~45HRC	SKD61 ~55HRC	SKD11 ~60HRC	SKH ~62HRC	◎	○	○	○	

단위(mm)/Unit(mm)

모델번호 Model No.	볼반경 Radius of Ball Nose	날장 Length of Cut	전장 Overall Length	생크경 Shank Dia	비고 Remark
	R	l ₁	L	d	
WMB230-003003-040-S04	R0.15	0.3	40	4	
WMB230-004004-040-S04	R0.2	0.4	40	4	
WMB230-005005-040-S04	R0.25	0.5	40	4	
WMB230-006006-040-S04	R0.3	0.6	40	4	
WMB230-008008-040-S04	R0.4	0.8	40	4	
WMB230-01002-050-S04	R0.5	2	50	4	
WMB230-01002-050-S06	R0.5	2	50	6	
WMB230-01503-050-S04	R0.75	3	50	4	
WMB230-01503-050-S06	R0.75	3	50	6	
WMB230-02004-050-S04	R1	4	50	4	
WMB230-02004-050-S06	R1	4	50	6	
WMB230-02505-050-S04	R1.25	5	50	4	
WMB230-02505-050-S06	R1.25	5	50	6	
WMB230-03006-050-S03	R1.5	6	50	3	
WMB230-03006-050-S04	R1.5	6	50	4	
WMB230-03005-050-S06	R1.5	5	50	6	
WMB230-03006-060-S06	R1.5	6	60	6	
WMB230-04008-050-S04	R2	8	50	4	
WMB230-04008-060-S04	R2	8	60	4	
WMB230-04008-080-S04	R2	8	80	4	
WMB230-04007-050-S06	R2	7	50	6	
WMB230-04008-070-S06	R2	8	70	6	
WMB230-05010-075-S06	R2.5	10	75	6	
WMB230-06010-060-S06	R3	10	60	6	
WMB230-06010-075-S06	R3	10	75	6	
WMB230-06012-090-S06	R3	12	90	6	
WMB230-08012-060-S08	R4	12	60	8	
WMB230-08013-080-S08	R4	13	80	8	

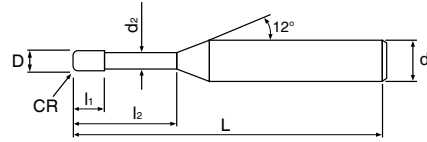
모델번호 Model No.	볼반경 Radius of Ball Nose	날장 Length of Cut	전장 Overall Length	생크경 Shank Dia	비고 Remark
	R	l ₁	L	d	
WMB230-08014-100-S08	R4	14	100	8	
WMB230-10016-080-S10	R5	16	80	10	
WMB230-10018-100-S10	R5	18	100	10	
WMB230-10018-130-S10	R5	18	130	10	
WMB230-12018-090-S12	R6	18	90	12	
WMB230-12022-110-S12	R6	22	110	12	
WMB230-12022-130-S12	R6	22	130	12	
WMB230-12022-150-S12	R6	22	150	12	
WMB230-16030-130-S16	R8	30	130	16	

WMRR430 NEW

WMRR430

WIDE-MAX 리브 라디우스 엔드밀 4날 헬릭스30°

WIDE-MAX Rib Radius End Mill 4-Flute Helix30°



D≥2 R<0.5 R≥0.5 D<6 D≥6

* 적용 피삭재 (Applicable Work Material)

◎ : 최적 (Most Suitable)

○ : 가능 (Applicable)

P			H			M	S	N		
탄소강 Carbon Steels	합금강 Alloy Steels	프리하든강 Pre-Hardened Steels	열처리강 Hardened Steels			스테인레스강 Stainless Steels	내열합금강 Heat-resistant alloys	동 Copper	알루미늄합금 Aluminum Alloys	흑연 Graphite
S45C/S50C ~800 N/mm ²	SCM ~35HRC	NAK/HPM ~45HRC	SKD61 ~55HRC	SKD11 ~60HRC	SKH ~62HRC	◎	○	○	○	○

단위(mm)/Unit(mm)

모델번호 Model No.	인선직경 Dia of Mill	코너반경 Coner Radius	유효장 Effective Length	날장 Length of Cut	목부경 Neck Dia	전장 Overall Length	샙크경 Shank Dia	비고 Remark
	D	CR	L ₂	L ₁	d ₂	L	d	
WMRR430-010R005-025-045-S04	1	0.05	2.5	1.5	0.96	45	4	
WMRR430-010R005-04-045-S04	1	0.05	4	1.5	0.96	45	4	
WMRR430-010R005-06-045-S04	1	0.05	6	1.5	0.96	45	4	
WMRR430-010R005-08-045-S04	1	0.05	8	1.5	0.96	45	4	
WMRR430-010R005-10-045-S04	1	0.05	10	1.5	0.96	45	4	
WMRR430-010R005-12-045-S04	1	0.05	12	1.5	0.96	45	4	
WMRR430-010R01-025-045-S04	1	0.1	2.5	1.5	0.96	45	4	
WMRR430-010R01-04-045-S04	1	0.1	4	1.5	0.96	45	4	
WMRR430-010R01-06-045-S04	1	0.1	6	1.5	0.96	45	4	
WMRR430-010R01-08-045-S04	1	0.1	8	1.5	0.96	45	4	
WMRR430-010R01-10-045-S04	1	0.1	10	1.5	0.96	45	4	
WMRR430-010R01-12-045-S04	1	0.1	12	1.5	0.96	45	4	
WMRR430-010R02-025-045-S04	1	0.2	2.5	1.5	0.96	45	4	
WMRR430-010R02-04-045-S04	1	0.2	4	1.5	0.96	45	4	
WMRR430-010R02-06-045-S04	1	0.2	6	1.5	0.96	45	4	
WMRR430-010R02-08-045-S04	1	0.2	8	1.5	0.96	45	4	
WMRR430-010R02-10-045-S04	1	0.2	10	1.5	0.96	45	4	
WMRR430-010R02-12-045-S04	1	0.2	12	1.5	0.96	45	4	
WMRR430-010R03-025-045-S04	1	0.3	2.5	1.5	0.96	45	4	
WMRR430-010R03-04-045-S04	1	0.3	4	1.5	0.96	45	4	
WMRR430-010R03-06-045-S04	1	0.3	6	1.5	0.96	45	4	
WMRR430-010R03-08-045-S04	1	0.3	8	1.5	0.96	45	4	
WMRR430-010R03-10-045-S04	1	0.3	10	1.5	0.96	45	4	
WMRR430-010R03-12-045-S04	1	0.3	12	1.5	0.96	45	4	
WMRR430-015R01-04-045-S04	1.5	0.1	4	2.3	1.45	45	4	
WMRR430-015R01-06-045-S04	1.5	0.1	6	2.3	1.45	45	4	
WMRR430-015R01-08-045-S04	1.5	0.1	8	2.3	1.45	45	4	
WMRR430-015R01-10-045-S04	1.5	0.1	10	2.3	1.45	45	4	

모델번호 Model No.	인선직경 Dia of Mill	코너반경 Coner Radius	유효장 Effective Length	날장 Length of Cut	목부경 Neck Dia	전장 Overall Length	샙크경 Shank Dia	비고 Remark
	D	CR	L ₂	L ₁	d ₂	L	d	
WMRR430-015R01-12-045-S04	1.5	0.1	12	2.3	1.45	45	4	
WMRR430-015R01-14-050-S04	1.5	0.1	14	2.3	1.45	50	4	
WMRR430-015R01-16-050-S04	1.5	0.1	16	2.3	1.45	50	4	
WMRR430-015R01-20-060-S04	1.5	0.1	20	2.3	1.45	60	4	
WMRR430-015R02-04-045-S04	1.5	0.2	4	2.3	1.45	45	4	
WMRR430-015R02-06-045-S04	1.5	0.2	6	2.3	1.45	45	4	
WMRR430-015R02-08-045-S04	1.5	0.2	8	2.3	1.45	45	4	
WMRR430-015R02-10-045-S04	1.5	0.2	10	2.3	1.45	45	4	
WMRR430-015R02-12-045-S04	1.5	0.2	12	2.3	1.45	45	4	
WMRR430-015R02-14-050-S04	1.5	0.2	14	2.3	1.45	50	4	
WMRR430-015R02-16-050-S04	1.5	0.2	16	2.3	1.45	50	4	
WMRR430-015R02-20-060-S04	1.5	0.2	20	2.3	1.45	60	4	
WMRR430-015R03-04-045-S04	1.5	0.3	4	2.3	1.45	45	4	
WMRR430-015R03-06-045-S04	1.5	0.3	6	2.3	1.45	45	4	
WMRR430-015R03-08-045-S04	1.5	0.3	8	2.3	1.45	45	4	
WMRR430-015R03-10-045-S04	1.5	0.3	10	2.3	1.45	45	4	
WMRR430-015R03-12-045-S04	1.5	0.3	12	2.3	1.45	45	4	
WMRR430-015R03-14-050-S04	1.5	0.3	14	2.3	1.45	50	4	
WMRR430-015R03-16-050-S04	1.5	0.3	16	2.3	1.45	50	4	
WMRR430-015R03-20-060-S04	1.5	0.3	20	2.3	1.45	60	4	
WMRR430-015R05-04-045-S04	1.5	0.5	4	2.3	1.45	45	4	
WMRR430-015R05-06-045-S04	1.5	0.5	6	2.3	1.45	45	4	
WMRR430-015R05-08-045-S04	1.5	0.5	8	2.3	1.45	45	4	
WMRR430-015R05-10-045-S04	1.5	0.5	10	2.3	1.45	45	4	
WMRR430-015R05-12-045-S04	1.5	0.5	12	2.3	1.45	45	4	
WMRR430-015R05-14-050-S04	1.5	0.5	14	2.3	1.45	50	4	
WMRR430-015R05-16-050-S04	1.5	0.5	16	2.3	1.45	50	4	
WMRR430-015R05-20-060-S04	1.5	0.5	20	2.3	1.45	60	4	
WMRR430-020R01-06-045-S04	2	0.1	6	3	1.9	45	4	
WMRR430-020R01-08-045-S04	2	0.1	8	3	1.9	45	4	
WMRR430-020R01-10-045-S04	2	0.1	10	3	1.9	45	4	
WMRR430-020R01-12-045-S04	2	0.1	12	3	1.9	45	4	
WMRR430-020R01-14-050-S04	2	0.1	14	3	1.9	50	4	
WMRR430-020R01-16-050-S04	2	0.1	16	3	1.9	50	4	
WMRR430-020R01-20-060-S04	2	0.1	20	3	1.9	60	4	
WMRR430-020R02-06-045-S04	2	0.2	6	3	1.9	45	4	
WMRR430-020R02-08-045-S04	2	0.2	8	3	1.9	45	4	
WMRR430-020R02-10-045-S04	2	0.2	10	3	1.9	45	4	
WMRR430-020R02-12-045-S04	2	0.2	12	3	1.9	45	4	
WMRR430-020R02-14-050-S04	2	0.2	14	3	1.9	50	4	
WMRR430-020R02-16-050-S04	2	0.2	16	3	1.9	50	4	
WMRR430-020R02-20-060-S04	2	0.2	20	3	1.9	60	4	
WMRR430-020R03-06-045-S04	2	0.3	6	3	1.9	45	4	
WMRR430-020R03-08-045-S04	2	0.3	8	3	1.9	45	4	
WMRR430-020R03-10-045-S04	2	0.3	10	3	1.9	45	4	
WMRR430-020R03-12-045-S04	2	0.3	12	3	1.9	45	4	
WMRR430-020R03-14-050-S04	2	0.3	14	3	1.9	50	4	
WMRR430-020R03-16-050-S04	2	0.3	16	3	1.9	50	4	

WMRR430

WMRR430

모델번호 Model No.	인선직경 Dia of Mill	코너반경 Coner Radius	유효장 Effective Length	날장 Length of Cut	목부경 Neck Dia	전장 Overall Length	샙크경 Shank Dia	비고 Remark
	D	CR	l ₂	l ₁	d ₂	L	d	
WMRR430-020R03-20-060-S04	2	0.3	20	3	1.9	60	4	
WMRR430-020R05-06-045-S04	2	0.5	6	3	1.9	45	4	
WMRR430-020R05-08-045-S04	2	0.5	8	3	1.9	45	4	
WMRR430-020R05-10-045-S04	2	0.5	10	3	1.9	45	4	
WMRR430-020R05-12-045-S04	2	0.5	12	3	1.9	45	4	
WMRR430-020R05-14-050-S04	2	0.5	14	3	1.9	50	4	
WMRR430-020R05-16-050-S04	2	0.5	16	3	1.9	50	4	
WMRR430-020R05-20-060-S04	2	0.5	20	3	1.9	60	4	
WMRR430-025R02-10-045-S04	2.5	0.2	10	4	2.35	45	4	
WMRR430-025R02-16-050-S04	2.5	0.2	16	4	2.35	50	4	
WMRR430-025R02-20-060-S04	2.5	0.2	20	4	2.35	60	4	
WMRR430-025R05-10-045-S04	2.5	0.5	10	4	2.35	45	4	
WMRR430-025R05-16-050-S04	2.5	0.5	16	4	2.35	50	4	
WMRR430-025R05-20-060-S04	2.5	0.5	20	4	2.35	60	4	
WMRR430-030R01-10-050-S06	3	0.1	10	4.5	2.85	50	6	
WMRR430-030R01-12-050-S06	3	0.1	12	4.5	2.85	50	6	
WMRR430-030R01-16-060-S06	3	0.1	16	4.5	2.85	60	6	
WMRR430-030R01-20-060-S06	3	0.1	20	4.5	2.85	60	6	
WMRR430-030R01-25-070-S06	3	0.1	25	4.5	2.85	70	6	
WMRR430-030R01-30-070-S06	3	0.1	30	4.5	2.85	70	6	
WMRR430-030R01-35-080-S06	3	0.1	35	4.5	2.85	80	6	
WMRR430-030R02-10-050-S06	3	0.2	10	4.5	2.85	50	6	
WMRR430-030R02-12-050-S06	3	0.2	12	4.5	2.85	50	6	
WMRR430-030R02-16-060-S06	3	0.2	16	4.5	2.85	60	6	
WMRR430-030R02-20-060-S06	3	0.2	20	4.5	2.85	60	6	
WMRR430-030R02-25-070-S06	3	0.2	25	4.5	2.85	70	6	
WMRR430-030R02-30-070-S06	3	0.2	30	4.5	2.85	70	6	
WMRR430-030R02-35-080-S06	3	0.2	35	4.5	2.85	80	6	
WMRR430-030R03-10-050-S06	3	0.3	10	4.5	2.85	50	6	
WMRR430-030R03-12-050-S06	3	0.3	12	4.5	2.85	50	6	
WMRR430-030R03-16-060-S06	3	0.3	16	4.5	2.85	60	6	
WMRR430-030R03-20-060-S06	3	0.3	20	4.5	2.85	60	6	
WMRR430-030R03-25-070-S06	3	0.3	25	4.5	2.85	70	6	
WMRR430-030R03-30-070-S06	3	0.3	30	4.5	2.85	70	6	
WMRR430-030R03-35-080-S06	3	0.3	35	4.5	2.85	80	6	
WMRR430-030R05-10-050-S06	3	0.5	10	4.5	2.85	50	6	
WMRR430-030R05-12-050-S06	3	0.5	12	4.5	2.85	50	6	
WMRR430-030R05-16-060-S06	3	0.5	16	4.5	2.85	60	6	
WMRR430-030R05-20-060-S06	3	0.5	20	4.5	2.85	60	6	
WMRR430-030R05-25-070-S06	3	0.5	25	4.5	2.85	70	6	
WMRR430-030R05-30-070-S06	3	0.5	30	4.5	2.85	70	6	
WMRR430-030R05-35-080-S06	3	0.5	35	4.5	2.85	80	6	
WMRR430-030R10-10-050-S06	3	1	10	4.5	2.85	50	6	
WMRR430-030R10-12-050-S06	3	1	12	4.5	2.85	50	6	
WMRR430-030R10-16-060-S06	3	1	16	4.5	2.85	60	6	
WMRR430-030R10-20-060-S06	3	1	20	4.5	2.85	60	6	
WMRR430-030R10-25-070-S06	3	1	25	4.5	2.85	70	6	
WMRR430-030R10-30-070-S06	3	1	30	4.5	2.85	70	6	

모델번호 Model No.	인선직경 Dia of Mill	코너반경 Coner Radius	유효장 Effective Length	날장 Length of Cut	목부경 Neck Dia	전장 Overall Length	샙크경 Shank Dia	비고 Remark
	D	CR	l ₂	l ₁	d ₂	L	d	
WMRR430-030R10-35-080-S06	3	1	35	4.5	2.85	80	6	
WMRR430-040R01-12-050-S06	4	0.1	12	6	3.85	50	6	
WMRR430-040R01-16-060-S06	4	0.1	16	6	3.85	60	6	
WMRR430-040R01-20-060-S06	4	0.1	20	6	3.85	60	6	
WMRR430-040R01-25-070-S06	4	0.1	25	6	3.85	70	6	
WMRR430-040R01-30-070-S06	4	0.1	30	6	3.85	70	6	
WMRR430-040R01-35-080-S06	4	0.1	35	6	3.85	80	6	
WMRR430-040R02-12-050-S06	4	0.2	12	6	3.85	50	6	
WMRR430-040R02-16-060-S06	4	0.2	16	6	3.85	60	6	
WMRR430-040R02-20-060-S06	4	0.2	20	6	3.85	60	6	
WMRR430-040R02-25-070-S06	4	0.2	25	6	3.85	70	6	
WMRR430-040R02-30-070-S06	4	0.2	30	6	3.85	70	6	
WMRR430-040R02-35-080-S06	4	0.2	35	6	3.85	80	6	
WMRR430-040R03-12-050-S06	4	0.3	12	6	3.85	50	6	
WMRR430-040R03-16-060-S06	4	0.3	16	6	3.85	60	6	
WMRR430-040R03-20-060-S06	4	0.3	20	6	3.85	60	6	
WMRR430-040R03-25-070-S06	4	0.3	25	6	3.85	70	6	
WMRR430-040R03-30-070-S06	4	0.3	30	6	3.85	70	6	
WMRR430-040R03-35-080-S06	4	0.3	35	6	3.85	80	6	
WMRR430-040R05-12-050-S06	4	0.5	12	6	3.85	50	6	
WMRR430-040R05-16-060-S06	4	0.5	16	6	3.85	60	6	
WMRR430-040R05-20-060-S06	4	0.5	20	6	3.85	60	6	
WMRR430-040R05-25-070-S06	4	0.5	25	6	3.85	70	6	
WMRR430-040R05-30-070-S06	4	0.5	30	6	3.85	70	6	
WMRR430-040R05-35-080-S06	4	0.5	35	6	3.85	80	6	
WMRR430-040R10-12-050-S06	4	1	12	6	3.85	50	6	
WMRR430-040R10-16-060-S06	4	1	16	6	3.85	60	6	
WMRR430-040R10-20-060-S06	4	1	20	6	3.85	60	6	
WMRR430-040R10-25-070-S06	4	1	25	6	3.85	70	6	
WMRR430-040R10-30-070-S06	4	1	30	6	3.85	70	6	
WMRR430-040R10-35-080-S06	4	1	35	6	3.85	80	6	
WMRR430-050R02-20-060-S06	5	0.2	20	7.5	4.8	60	6	
WMRR430-050R03-20-060-S06	5	0.3	20	7.5	4.8	60	6	
WMRR430-050R05-20-060-S06	5	0.5	20	7.5	4.8	60	6	
WMRR430-050R10-20-060-S06	5	1	20	7.5	4.8	60	6	
WMRR430-060R02-20-060-S06	6	0.2	20	9	5.7	60	6	
WMRR430-060R02-30-090-S06	6	0.2	30	9	5.7	90	6	
WMRR430-060R03-20-060-S06	6	0.3	20	9	5.7	60	6	
WMRR430-060R03-30-090-S06	6	0.3	30	9	5.7	90	6	
WMRR430-060R05-20-060-S06	6	0.5	20	9	5.7	60	6	
WMRR430-060R05-30-090-S06	6	0.5	30	9	5.7	90	6	
WMRR430-060R10-20-060-S06	6	1	20	9	5.7	60	6	
WMRR430-060R10-30-090-S06	6	1	30	9	5.7	90	6	
WMRR430-080R02-24-065-S08	8	0.2	24	12	7.7	65	8	
WMRR430-080R02-40-090-S08	8	0.2	40	12	7.7	90	8	
WMRR430-080R03-24-065-S08	8	0.3	24	12	7.7	65	8	
WMRR430-080R03-40-090-S08	8	0.3	40	12	7.7	90	8	
WMRR430-080R05-24-065-S08	8	0.5	24	12	7.7	65	8	

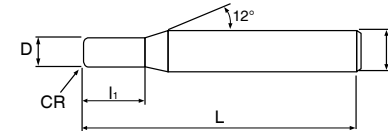
WMRR430

WIDE-MAX	모델번호 Model No.	인선직경 Dia of Mill	코너반경 Coner Radius	유효장 Effective Length	날장 Length of Cut	목부경 Neck Dia	전장 Overall Length	샹크경 Shank Dia	비고 Remark
		D	CR	L ₂	L ₁	d ₂	L	d	
블 Ball	WMRR430-080R05-40-090-S08	8	0.5	40	12	7.7	90	8	
라디우스 Radius	WMRR430-080R10-24-065-S08	8	1	24	12	7.7	65	8	
스퀘어 Square	WMRR430-080R10-40-090-S08	8	1	40	12	7.7	90	8	
	WMRR430-080R20-24-065-S08	8	2	24	12	7.7	65	8	
	WMRR430-080R20-40-090-S08	8	2	40	12	7.7	90	8	
	WMRR430-100R02-30-070-S10	10	0.2	30	15	9.7	70	10	
	WMRR430-100R02-50-100-S10	10	0.2	50	15	9.7	100	10	
	WMRR430-100R03-30-070-S10	10	0.3	30	15	9.7	70	10	
	WMRR430-100R03-50-100-S10	10	0.3	50	15	9.7	100	10	
	WMRR430-100R05-30-070-S10	10	0.5	30	15	9.7	70	10	
	WMRR430-100R05-50-100-S10	10	0.5	50	15	9.7	100	10	
	WMRR430-100R10-30-070-S10	10	1	30	15	9.7	70	10	
	WMRR430-100R10-50-100-S10	10	1	50	15	9.7	100	10	
	WMRR430-100R20-30-070-S10	10	2	30	15	9.7	70	10	
	WMRR430-100R20-50-100-S10	10	2	50	15	9.7	100	10	
	WMRR430-120R02-30-080-S12	12	0.2	30	18	11.7	80	12	
	WMRR430-120R02-55-110-S12	12	0.2	55	18	11.7	110	12	
	WMRR430-120R02-60-150-S12	12	0.2	60	18	11.7	150	12	
	WMRR430-120R05-30-080-S12	12	0.5	30	18	11.7	80	12	
	WMRR430-120R05-55-110-S12	12	0.5	55	18	11.7	110	12	
	WMRR430-120R05-60-150-S12	12	0.5	60	18	11.7	150	12	
	WMRR430-120R10-30-080-S12	12	1	30	18	11.7	80	12	
	WMRR430-120R10-55-110-S12	12	1	55	18	11.7	110	12	
	WMRR430-120R10-60-150-S12	12	1	60	18	11.7	150	12	
	WMRR430-120R20-30-080-S12	12	2	30	18	11.7	80	12	
	WMRR430-120R20-55-110-S12	12	2	55	18	11.7	110	12	
	WMRR430-120R20-60-150-S12	12	2	60	18	11.7	150	12	

WMR430 NEW

WIDE-MAX 라디우스 엔드밀 4날 헬릭스30°

WIDE-MAX Radius End Mill 4-Flute Helix30°



* 적용 피삭재 (Applicable Work Material)

- ◎ : 최적 (Most Suitable)
- : 가능 (Applicable)

Slot

Side

Face

D

D

Shank

CARBIDE
ULTRA

AlCrN
Based

4

30°
Helix

Multi
Helix

CR
±0.005

CR
±0.01

D
0/-0.008

D
0/-0.015

Shank
h5

D≥2 R<0.5 R≥0.5 D<6 D≥6

P			H			M	S	N		
탄소강 Carbon Steels	합금강 Alloy Steels	프리하든강 Pre-Hardened Steels	열처리강 Hardened Steels			스테인레스강 Stainless Steels	내열합금강 Heat-resistant alloys	동 Copper	알루미늄합금 Aluminum Alloys	흑연 Graphite
S45C/S50C ~800 N/mm ²	SCM ~35HRC	NAK/HPM ~45HRC	SKD61 ~55HRC	SKD11 ~60HRC	SKH ~62HRC					
◎	◎	◎	○			◎	○	○	○	

단위(mm)/Unit(mm)

모델번호 Model No.	인선직경 Dia of Mill	코너반경 Coner Radius	날장 Length of Cut	전장 Overall Length	샹크경 Shank Dia	비고 Remark
	D	CR	L ₁	L	d	
WMR430-010R005-045-S04	1	0.05	2.5	45	4	
WMR430-010R01-045-S04	1	0.1	2.5	45	4	
WMR430-010R02-045-S04	1	0.2	2.5	45	4	
WMR430-010R03-045-S04	1	0.3	2.5	45	4	
WMR430-015R01-045-S04	1.5	0.1	4	45	4	
WMR430-015R02-045-S04	1.5	0.2	4	45	4	
WMR430-015R03-045-S04	1.5	0.3	4	45	4	
WMR430-015R05-045-S04	1.5	0.5	4	45	4	
WMR430-020R01-045-S04	2	0.1	6	45	4	
WMR430-020R02-045-S04	2	0.2	6	45	4	
WMR430-020R03-045-S04	2	0.3	6	45	4	
WMR430-020R05-045-S04	2	0.5	6	45	4	
WMR430-025R01-045-S04	2.5	0.1	7	45	4	
WMR430-025R02-045-S04	2.5	0.2	7	45	4	
WMR430-025R03-045-S04	2.5	0.3	7	45	4	
WMR430-025R05-045-S04	2.5	0.5	7	45	4	
WMR430-030R01-050-S03	3	0.1	8	50	3	
WMR430-030R01-060-S06	3	0.1	8	60	6	
WMR430-030R02-050-S03	3	0.2	8	50	3	
WMR430-030R02-060-S06	3	0.2	8	60	6	
WMR430-030R03-050-S03	3	0.3	8	50	3	
WMR430-030R03-060-S06	3	0.3	8	60	6	
WMR430-030R05-050-S03	3	0.5	8	50	3	
WMR430-030R05-060-S06	3	0.5	8	60	6	
WMR430-030R10-050-S03	3	1	8	50	3	
WMR430-030R10-060-S06	3	1	8	60	6	
WMR430-040R01-050-S04	4	0.1	10	50	4	

WMR430

WMR430

WIDE-MAX	모델번호 Model No.	인선직경	코너반경	날장	전장	샹크경	비고 Remark
		Dia of Mill	Coner Radius	Length of Cut	Overall Length	Shank Dia	
		D	CR	L ₁	L	d	
볼	WMR430-040R01-080-S04	4	0.1	10	80	4	
라디우스	WMR430-040R01-050-S06	4	0.1	10	50	6	
스퀘어	WMR430-040R01-070-S06	4	0.1	10	70	6	
	WMR430-040R02-050-S04	4	0.2	10	50	4	
	WMR430-040R02-080-S04	4	0.2	10	80	4	
	WMR430-040R02-050-S06	4	0.2	10	50	6	
	WMR430-040R02-070-S06	4	0.2	10	70	6	
	WMR430-040R03-050-S04	4	0.3	10	50	4	
	WMR430-040R03-080-S04	4	0.3	10	80	4	
	WMR430-040R03-050-S06	4	0.3	10	50	6	
	WMR430-040R03-070-S06	4	0.3	10	70	6	
	WMR430-040R05-050-S04	4	0.5	10	50	4	
	WMR430-040R05-080-S04	4	0.5	10	80	4	
	WMR430-040R05-050-S06	4	0.5	10	50	6	
	WMR430-040R05-070-S06	4	0.5	10	70	6	
	WMR430-040R10-050-S04	4	1	10	50	4	
	WMR430-040R10-080-S04	4	1	10	80	4	
	WMR430-040R10-050-S06	4	1	10	50	6	
	WMR430-040R10-070-S06	4	1	10	70	6	
	WMR430-050R02-070-S06	5	0.2	10	70	6	
	WMR430-050R03-070-S06	5	0.3	10	70	6	
	WMR430-050R05-070-S06	5	0.5	10	70	6	
	WMR430-050R10-070-S06	5	1	10	70	6	
	WMR430-060R02-060-S06	6	0.2	12	60	6	
	WMR430-060R02-075-S06	6	0.2	12	75	6	
	WMR430-060R02-090-S06	6	0.2	12	90	6	
	WMR430-060R03-060-S06	6	0.3	12	60	6	
	WMR430-060R03-075-S06	6	0.3	12	75	6	
	WMR430-060R03-090-S06	6	0.3	12	90	6	
	WMR430-060R05-060-S06	6	0.5	12	60	6	
	WMR430-060R05-075-S06	6	0.5	12	75	6	
	WMR430-060R05-090-S06	6	0.5	12	90	6	
	WMR430-060R10-060-S06	6	1	12	60	6	
	WMR430-060R10-075-S06	6	1	12	75	6	
	WMR430-060R10-090-S06	6	1	12	90	6	
	WMR430-060R15-060-S06	6	1.5	12	60	6	
	WMR430-060R15-075-S06	6	1.5	12	75	6	
	WMR430-060R15-090-S06	6	1.5	12	90	6	
	WMR430-080R02-060-S08	8	0.2	16	60	8	
	WMR430-080R02-075-S08	8	0.2	16	75	8	
	WMR430-080R02-090-S08	8	0.2	16	90	8	
	WMR430-080R03-060-S08	8	0.3	16	60	8	
	WMR430-080R03-075-S08	8	0.3	16	75	8	
	WMR430-080R03-090-S08	8	0.3	16	90	8	
	WMR430-080R05-060-S08	8	0.5	16	60	8	
	WMR430-080R05-075-S08	8	0.5	16	75	8	
	WMR430-080R05-090-S08	8	0.5	16	90	8	
	WMR430-080R10-060-S08	8	1	16	60	8	

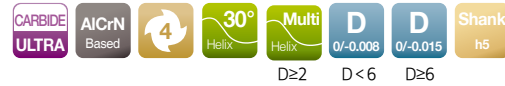
WIDE-MAX	모델번호 Model No.	인선직경	코너반경	날장	전장	샹크경	비고 Remark
		Dia of Mill	Coner Radius	Length of Cut	Overall Length	Shank Dia	
		D	CR	L ₁	L	d	
볼	WMR430-080R10-075-S08	8	1	16	75	8	
라디우스	WMR430-080R10-090-S08	8	1	16	90	8	
스퀘어	WMR430-080R20-060-S08	8	2	16	60	8	
	WMR430-080R20-075-S08	8	2	16	75	8	
	WMR430-080R20-090-S08	8	2	16	90	8	
	WMR430-100R02-070-S10	10	0.2	20	70	10	
	WMR430-100R02-100-S10	10	0.2	20	100	10	
	WMR430-100R03-070-S10	10	0.3	20	70	10	
	WMR430-100R03-100-S10	10	0.3	20	100	10	
	WMR430-100R05-070-S10	10	0.5	20	70	10	
	WMR430-100R05-100-S10	10	0.5	20	100	10	
	WMR430-100R10-070-S10	10	1	20	70	10	
	WMR430-100R10-100-S10	10	1	20	100	10	
	WMR430-100R20-070-S10	10	2	20	70	10	
	WMR430-100R20-100-S10	10	2	20	100	10	
	WMR430-120R02-080-S12	12	0.2	24	80	12	
	WMR430-120R02-110-S12	12	0.2	24	110	12	
	WMR430-120R02-130-S12	12	0.2	24	130	12	
	WMR430-120R05-080-S12	12	0.5	24	80	12	
	WMR430-120R05-110-S12	12	0.5	24	110	12	
	WMR430-120R05-130-S12	12	0.5	24	130	12	
	WMR430-120R10-080-S12	12	1	24	80	12	
	WMR430-120R10-110-S12	12	1	24	110	12	
	WMR430-120R10-130-S12	12	1	24	130	12	
	WMR430-120R20-080-S12	12	2	24	80	12	
	WMR430-120R20-110-S12	12	2	24	110	12	
	WMR430-120R20-130-S12	12	2	24	130	12	

WMRE430 NEW

WMRE430

WIDE-MAX 리브 스퀘어 엔드밀 4날 헬릭스30°

WIDE-MAX Rib Square End Mill 4-Flute Helix30°



* 적용 피삭재 (Applicable Work Material)

◎ : 최적 (Most Suitable)

○ : 가능 (Applicable)

P			H			M	S	N		
탄소강 Carbon Steels	합금강 Alloy Steels	프리하드강 Pre-Hardened Steels	열처리강 Hardened Steels			스테인레스강 Stainless Steels	내열합금강 Heat-resistant alloys	동 Copper	알루미늄합금 Aluminum Alloys	흑연 Graphite
S45C/S50C ~800 N/mm ²	SCM ~35HRC	NAK/HPM ~45HRC	SKD61 ~55HRC	SKD11 ~60HRC	SKH ~62HRC	◎	○	○	○	
◎	◎	◎	○				○	○	○	

단위(mm)/Unit(mm)

모델번호 Model No.	인선직경 Dia of Mill	유효장 Effective Length	날장 Length of Cut	목부경 Neck Dia	전장 Overall Length	생크경 Shank Dia	비고 Remark
	D	L ₂	L ₁	d ₂	L	d	
WMRE430-01004-045-S04	1	4	1.5	0.96	45	4	
WMRE430-01006-045-S04	1	6	1.5	0.96	45	4	
WMRE430-01008-045-S04	1	8	1.5	0.96	45	4	
WMRE430-01010-045-S04	1	10	1.5	0.96	45	4	
WMRE430-01012-045-S04	1	12	1.5	0.96	45	4	
WMRE430-01504-045-S04	1.5	4	2.3	1.45	45	4	
WMRE430-01506-045-S04	1.5	6	2.3	1.45	45	4	
WMRE430-01508-045-S04	1.5	8	2.3	1.45	45	4	
WMRE430-01510-045-S04	1.5	10	2.3	1.45	45	4	
WMRE430-01512-045-S04	1.5	12	2.3	1.45	45	4	
WMRE430-02006-045-S04	2	6	3	1.9	45	4	
WMRE430-02008-045-S04	2	8	3	1.9	45	4	
WMRE430-02010-045-S04	2	10	3	1.9	45	4	
WMRE430-02012-045-S04	2	12	3	1.9	45	4	
WMRE430-02016-050-S04	2	16	3	1.9	50	4	
WMRE430-03010-050-S06	3	10	4.5	2.85	50	6	
WMRE430-03012-050-S06	3	12	4.5	2.85	50	6	
WMRE430-03016-060-S06	3	16	4.5	2.85	60	6	
WMRE430-03020-060-S06	3	20	4.5	2.85	60	6	
WMRE430-03025-070-S06	3	25	4.5	2.85	70	6	
WMRE430-04020-080-S04	4	20	6	3.85	80	4	
WMRE430-04012-050-S06	4	12	6	3.85	50	6	
WMRE430-04016-060-S06	4	16	6	3.85	60	6	
WMRE430-04020-060-S06	4	20	6	3.85	60	6	
WMRE430-04025-070-S06	4	25	6	3.85	70	6	
WMRE430-04030-070-S06	4	30	6	3.85	70	6	
WMRE430-06020-060-S06	6	20	9	5.7	60	6	
WMRE430-06030-090-S06	6	30	9	5.7	90	6	

모델번호 Model No.	인선직경 Dia of Mill	유효장 Effective Length	날장 Length of Cut	목부경 Neck Dia	전장 Overall Length	생크경 Shank Dia	비고 Remark
	D	L ₂	L ₁	d ₂	L	d	
WMRE430-08040-090-S08	8	40	12	7.7	90	8	
WMRE430-10050-100-S10	10	50	15	9.7	100	10	
WMRE430-12055-110-S12	12	55	18	11.7	110	12	
WMRE430-12060-150-S12	12	60	18	11.7	150	12	

WIDE-MAX

볼
Ball

라디우스
Radius

스퀘어
Square

WIDE-MAX

볼
Ball

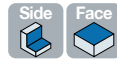
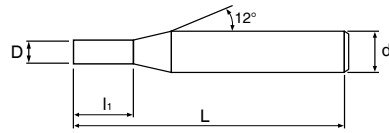
라디우스
Radius

스퀘어
Square

WME430 NEW

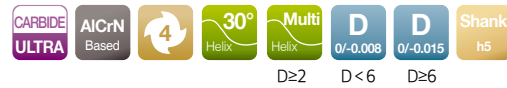
WIDE-MAX 스퀘어 엔드밀 4날 헬릭스30°

WIDE-MAX Square End Mill 4-Flute Helix30°



* 적용 피삭재 (Applicable Work Material)

◎ : 최적 (Most Suitable)
○ : 가능 (Applicable)



P			H			M	S	N		
탄소강 Carbon Steels	합금강 Alloy Steels	프리하든강 Pre-Hardened Steels	열처리강 Hardened Steels			스테인레스강 Stainless Steels	내열합금강 Heat-resistant alloys	동 Copper	알루미늄합금 Aluminum Alloys	흑연 Graphite
S45C/S50C ~800 N/mm ²	SCM ~35HRC	NAK/HPM ~45HRC	SKD61 ~55HRC	SKD11 ~60HRC	SKH ~62HRC	◎	○	○	○	○

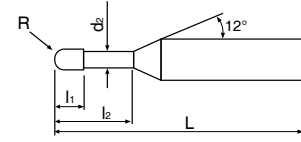
단위(mm)/Unit(mm)

모델번호 Model No.	인선직경 Dia of Mill	날장 Length of Cut	전장 Overall Length	샤프크경 Shank Dia	비고 Remark
	D	l ₁	L	d	
WME430-010025-050-S04	1	2.5	50	4	
WME430-010025-050-S06	1	2.5	50	6	
WME430-01504-050-S04	1.5	4	50	4	
WME430-01504-050-S06	1.5	4	50	6	
WME430-02006-050-S04	2	6	50	4	
WME430-02006-050-S06	2	6	50	6	
WME430-02508-050-S04	2.5	8	50	4	
WME430-02508-050-S06	2.5	8	50	6	
WME430-03008-050-S03	3	8	50	3	
WME430-03008-050-S04	3	8	50	4	
WME430-03008-050-S06	3	8	50	6	
WME430-04010-050-S04	4	10	50	4	
WME430-04010-050-S06	4	10	50	6	
WME430-05015-060-S06	5	15	60	6	
WME430-06015-060-S06	6	15	60	6	
WME430-06015-075-S06	6	15	75	6	
WME430-07020-065-S08	7	20	65	8	
WME430-08020-065-S08	8	20	65	8	
WME430-10025-070-S10	10	25	70	10	
WME430-11030-080-S12	11	30	80	12	
WME430-12030-080-S12	12	30	80	12	
WME430-16040-100-S16	16	40	100	16	

CMRB230

CO-MAX 리브 볼 엔드밀 2날 헬릭스30°

CO-MAX Rib Ball End Mill 2-Flute Helix30°



* 적용 피삭재 (Applicable Work Material)

◎ : 최적 (Most Suitable)
○ : 가능 (Applicable)



P			H			M	S	N		
탄소강 Carbon Steels	합금강 Alloy Steels	프리하든강 Pre-Hardened Steels	열처리강 Hardened Steels			스테인레스강 Stainless Steels	내열합금강 Heat-resistant alloys	동 Copper	알루미늄합금 Aluminum Alloys	흑연 Graphite
S45C/S50C ~800 N/mm ²	SCM ~35HRC	NAK/HPM ~45HRC	SKD61 ~55HRC	SKD11 ~60HRC	SKH ~62HRC			◎	◎	○

단위(mm)/Unit(mm)

모델번호 Model No.	볼반경 Radius of Ball Nose	유효장 Effective Length	날장 Length of Cut	목부경 Neck Dia	전장 Overall Length	샤프크경 Shank Dia	비고 Remark
	R	l ₂	l ₁	d ₂	L	d	
CMRB230-001003-045-S04	R0.05	0.3	0.1	0.085	45	4	
CMRB230-001005-045-S04	R0.05	0.5	0.1	0.085	45	4	
CMRB230-00101-045-S04	R0.05	1	0.1	0.085	45	4	
CMRB230-00201-045-S04	R0.1	1	0.2	0.18	45	4	
CMRB230-002015-045-S04	R0.1	1.5	0.2	0.18	45	4	
CMRB230-00202-045-S04	R0.1	2	0.2	0.18	45	4	
CMRB230-00301-045-S04	R0.15	1	0.3	0.27	45	4	
CMRB230-003015-045-S04	R0.15	1.5	0.3	0.27	45	4	
CMRB230-00302-045-S04	R0.15	2	0.3	0.27	45	4	
CMRB230-00303-045-S04	R0.15	3	0.3	0.27	45	4	
CMRB230-00401-045-S04	R0.2	1	0.4	0.37	45	4	
CMRB230-00402-045-S04	R0.2	2	0.4	0.37	45	4	
CMRB230-00403-045-S04	R0.2	3	0.4	0.37	45	4	
CMRB230-00404-045-S04	R0.2	4	0.4	0.37	45	4	
CMRB230-00405-045-S04	R0.2	5	0.4	0.37	45	4	
CMRB230-00406-045-S04	R0.2	6	0.4	0.37	45	4	
CMRB230-00502-045-S04	R0.25	2	0.5	0.46	45	4	
CMRB230-00503-045-S04	R0.25	3	0.5	0.46	45	4	
CMRB230-00504-045-S04	R0.25	4	0.5	0.46	45	4	
CMRB230-00505-045-S04	R0.25	5	0.5	0.46	45	4	
CMRB230-00506-045-S04	R0.25	6	0.5	0.46	45	4	
CMRB230-00508-045-S04	R0.25	8	0.5	0.46	45	4	
CMRB230-00510-045-S04	R0.25	10	0.5	0.46	45	4	
CMRB230-00602-045-S04	R0.3	2	0.6	0.56	45	4	
NEW CMRB230-00603-045-S04	R0.3	3	0.6	0.56	45	4	
CMRB230-00604-045-S04	R0.3	4	0.6	0.56	45	4	
CMRB230-00606-045-S04	R0.3	6	0.6	0.56	45	4	

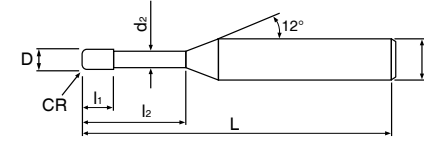
CMRB230

모델번호 Model No.	볼반경 Radius of Ball Nose	유효장 Effective Length	날장 Length of Cut	목부경 Neck Dia	전장 Overall Length	샙크경 Shank Dia	비고 Remark
	R	l ₂	l ₁	d ₂	L	d	
CMRB230-00608-045-S04	R0.3	8	0.6	0.56	45	4	
CMRB230-00610-045-S04	R0.3	10	0.6	0.56	45	4	
CMRB230-00612-045-S04	R0.3	12	0.6	0.56	45	4	
CMRB230-00802-045-S04	R0.4	2	0.8	0.76	45	4	
CMRB230-00804-045-S04	R0.4	4	0.8	0.76	45	4	
CMRB230-00806-045-S04	R0.4	6	0.8	0.76	45	4	
CMRB230-00808-045-S04	R0.4	8	0.8	0.76	45	4	
CMRB230-00810-045-S04	R0.4	10	0.8	0.76	45	4	
CMRB230-00812-045-S04	R0.4	12	0.8	0.76	45	4	
CMRB230-01004-045-S04	R0.5	4	1	0.96	45	4	
CMRB230-01006-045-S04	R0.5	6	1	0.96	45	4	
CMRB230-01008-045-S04	R0.5	8	1	0.96	45	4	
CMRB230-01010-045-S04	R0.5	10	1	0.96	45	4	
CMRB230-01012-045-S04	R0.5	12	1	0.96	45	4	
CMRB230-01014-050-S04	R0.5	14	1	0.96	50	4	
CMRB230-01016-050-S04	R0.5	16	1	0.96	50	4	
CMRB230-01506-045-S04	R0.75	6	1.5	1.45	45	4	
CMRB230-01508-045-S04	R0.75	8	1.5	1.45	45	4	
CMRB230-01510-045-S04	R0.75	10	1.5	1.45	45	4	
CMRB230-01512-045-S04	R0.75	12	1.5	1.45	45	4	
CMRB230-01514-050-S04	R0.75	14	1.5	1.45	50	4	
CMRB230-01516-050-S04	R0.75	16	1.5	1.45	50	4	
CMRB230-01520-060-S04	R0.75	20	1.5	1.45	60	4	
CMRB230-02006-045-S04	R1	6	2	1.9	45	4	
CMRB230-02008-045-S04	R1	8	2	1.9	45	4	
CMRB230-02010-045-S04	R1	10	2	1.9	45	4	
CMRB230-02012-045-S04	R1	12	2	1.9	45	4	
CMRB230-02014-050-S04	R1	14	2	1.9	50	4	
CMRB230-02016-050-S04	R1	16	2	1.9	50	4	
CMRB230-02020-060-S04	R1	20	2	1.9	60	4	
CMRB230-03012-050-S06	R1.5	12	3	2.85	50	6	
CMRB230-03014-060-S06	R1.5	14	3	2.85	60	6	
CMRB230-03016-060-S06	R1.5	16	3	2.85	60	6	
CMRB230-03020-060-S06	R1.5	20	3	2.85	60	6	
CMRB230-03025-070-S06	R1.5	25	3	2.85	70	6	
CMRB230-03030-070-S06	R1.5	30	3	2.85	70	6	
CMRB230-04016-060-S06	R2	16	4	3.85	60	6	
CMRB230-04020-060-S06	R2	20	4	3.85	60	6	
CMRB230-04025-070-S06	R2	25	4	3.85	70	6	
CMRB230-04030-070-S06	R2	30	4	3.85	70	6	
CMRB230-06020-060-S06	R3	20	7	5.7	60	6	
CMRB230-06030-080-S06	R3	30	7	5.7	80	6	

CMRR230

CO-MAX 리브 래디우스 엔드밀 2날 헬릭스30°

CO-MAX Rib Radius End Mill 2-Flute Helix30°



* 적용 피삭재 (Applicable Work Material)
 ◎ : 최적 (Most Suitable)
 ○ : 가능 (Applicable)

CARBIDE ULTRA
DLC PVD
2
30° Helix
R ±0.005
R ±0.01
D 0/-0.008
D 0/-0.01
D 0/-0.02
Shank h5

R < 0.5 R ≥ 0.5 D ≤ 2 2 < D < 6 D ≥ 6

P			H			M	S	N		
탄소강 Carbon Steels	합금강 Alloy Steels	프리하든강 Pre-Hardened Steels	열처리강 Hardened Steels			스테인레스강 Stainless Steels	내열합금강 Heat-resistant alloys	동 Copper	알루미늄합금 Aluminum Alloys	흑연 Graphite
S45C/S50C ~800 N/mm ²	SCM ~35HRC	NAK/HPM ~45HRC	SKD61 ~55HRC	SKD11 ~60HRC	SKH ~62HRC			◎	◎	○

단위(mm)/Unit(mm)

모델번호 Model No.	인선직경 Dia of Mill	코너반경 Coner Radius	유효장 Effective Length	날장 Length of Cut	목부경 Neck Dia	전장 Overall Length	샙크경 Shank Dia	비고 Remark
	D	CR	l ₁	l ₂	d ₂	L	d	
CMRR230-002R002-01-045-S04	0.2	0.02	1	0.2	0.18	45	4	
CMRR230-002R002-015-045-S04	0.2	0.02	1.5	0.2	0.18	45	4	
CMRR230-002R005-01-045-S04	0.2	0.05	1	0.2	0.18	45	4	
CMRR230-002R005-015-045-S04	0.2	0.05	1.5	0.2	0.18	45	4	
CMRR230-003R005-015-045-S04	0.3	0.05	1.5	0.3	0.27	45	4	
CMRR230-003R005-02-045-S04	0.3	0.05	2	0.3	0.27	45	4	
CMRR230-003R005-03-045-S04	0.3	0.05	3	0.3	0.27	45	4	
CMRR230-004R005-02-045-S04	0.4	0.05	2	0.4	0.37	45	4	
CMRR230-004R005-03-045-S04	0.4	0.05	3	0.4	0.37	45	4	
CMRR230-004R005-04-045-S04	0.4	0.05	4	0.4	0.37	45	4	
CMRR230-005R005-02-045-S04	0.5	0.05	2	0.5	0.46	45	4	
CMRR230-005R005-03-045-S04	0.5	0.05	3	0.5	0.46	45	4	
CMRR230-005R005-04-045-S04	0.5	0.05	4	0.5	0.46	45	4	
CMRR230-005R005-05-045-S04	0.5	0.05	5	0.5	0.46	45	4	
CMRR230-005R005-06-045-S04	0.5	0.05	6	0.5	0.46	45	4	
CMRR230-005R01-02-045-S04	0.5	0.1	2	0.5	0.46	45	4	
CMRR230-005R01-03-045-S04	0.5	0.1	3	0.5	0.46	45	4	
CMRR230-005R01-04-045-S04	0.5	0.1	4	0.5	0.46	45	4	
CMRR230-005R01-05-045-S04	0.5	0.1	5	0.5	0.46	45	4	
CMRR230-005R01-06-045-S04	0.5	0.1	6	0.5	0.46	45	4	
CMRR230-006R005-02-045-S04	0.6	0.05	2	0.6	0.56	45	4	
CMRR230-006R005-04-045-S04	0.6	0.05	4	0.6	0.56	45	4	
CMRR230-006R005-06-045-S04	0.6	0.05	6	0.6	0.56	45	4	
CMRR230-006R005-08-045-S04	0.6	0.05	8	0.6	0.56	45	4	
CMRR230-006R01-02-045-S04	0.6	0.1	2	0.6	0.56	45	4	
CMRR230-006R01-04-045-S04	0.6	0.1	4	0.6	0.56	45	4	
CMRR230-006R01-06-045-S04	0.6	0.1	6	0.6	0.56	45	4	

CMRR230

CMRR230

모델번호 Model No.	인선직경 Dia of Mill	코너반경 Coner Radius	유효장 Effective Length	날장 Length of Cut	목부경 Neck Dia	전장 Overall Length	샙크경 Shank Dia	비고 Remark
	D	CR	l ₁	l ₂	d ₂	L	d	
CMRR230-006R01-08-045-S04	0.6	0.1	8	0.6	0.56	45	4	
CMRR230-008R01-04-045-S04	0.8	0.1	4	0.8	0.76	45	4	
CMRR230-008R01-06-045-S04	0.8	0.1	6	0.8	0.76	45	4	
CMRR230-008R01-08-045-S04	0.8	0.1	8	0.8	0.76	45	4	
CMRR230-010R01-04-045-S04	1	0.1	4	1.5	0.96	45	4	
CMRR230-010R01-06-045-S04	1	0.1	6	1.5	0.96	45	4	
CMRR230-010R01-08-045-S04	1	0.1	8	1.5	0.96	45	4	
CMRR230-010R01-10-045-S04	1	0.1	10	1.5	0.96	45	4	
CMRR230-010R01-12-045-S04	1	0.1	12	1.5	0.96	45	4	
CMRR230-010R02-04-045-S04	1	0.2	4	1.5	0.96	45	4	
CMRR230-010R02-06-045-S04	1	0.2	6	1.5	0.96	45	4	
CMRR230-010R02-08-045-S04	1	0.2	8	1.5	0.96	45	4	
CMRR230-010R02-10-045-S04	1	0.2	10	1.5	0.96	45	4	
CMRR230-010R02-12-045-S04	1	0.2	12	1.5	0.96	45	4	
CMRR230-015R01-06-045-S04	1.5	0.1	6	2.3	1.45	45	4	
CMRR230-015R01-08-045-S04	1.5	0.1	8	2.3	1.45	45	4	
CMRR230-015R01-10-045-S04	1.5	0.1	10	2.3	1.45	45	4	
CMRR230-015R01-12-045-S04	1.5	0.1	12	2.3	1.45	45	4	
CMRR230-015R02-06-045-S04	1.5	0.2	6	2.3	1.45	45	4	
CMRR230-015R02-08-045-S04	1.5	0.2	8	2.3	1.45	45	4	
CMRR230-015R02-10-045-S04	1.5	0.2	10	2.3	1.45	45	4	
CMRR230-015R02-12-045-S04	1.5	0.2	12	2.3	1.45	45	4	
CMRR230-020R02-08-045-S04	2	0.2	8	3	1.9	45	4	
CMRR230-020R02-10-045-S04	2	0.2	10	3	1.9	45	4	
CMRR230-020R02-12-045-S04	2	0.2	12	3	1.9	45	4	
CMRR230-020R02-14-050-S04	2	0.2	14	3	1.9	50	4	
CMRR230-020R02-16-050-S04	2	0.2	16	3	1.9	50	4	
CMRR230-020R03-08-045-S04	2	0.3	8	3	1.9	45	4	
CMRR230-020R03-10-045-S04	2	0.3	10	3	1.9	45	4	
CMRR230-020R03-12-045-S04	2	0.3	12	3	1.9	45	4	
CMRR230-020R03-14-050-S04	2	0.3	14	3	1.9	50	4	
CMRR230-020R03-16-050-S04	2	0.3	16	3	1.9	50	4	
CMRR230-020R05-08-045-S04	2	0.5	8	3	1.9	45	4	
CMRR230-020R05-10-045-S04	2	0.5	10	3	1.9	45	4	
CMRR230-020R05-12-045-S04	2	0.5	12	3	1.9	45	4	
CMRR230-020R05-14-050-S04	2	0.5	14	3	1.9	50	4	
CMRR230-020R05-16-050-S04	2	0.5	16	3	1.9	50	4	
CMRR230-030R02-12-050-S06	3	0.2	12	4.5	2.85	50	6	
CMRR230-030R02-16-060-S06	3	0.2	16	4.5	2.85	60	6	
CMRR230-030R02-20-060-S06	3	0.2	20	4.5	2.85	60	6	
CMRR230-030R03-12-050-S06	3	0.3	12	4.5	2.85	50	6	
CMRR230-030R03-16-060-S06	3	0.3	16	4.5	2.85	60	6	
CMRR230-030R03-20-060-S06	3	0.3	20	4.5	2.85	60	6	
CMRR230-030R05-12-050-S06	3	0.5	12	4.5	2.85	50	6	
CMRR230-030R05-16-060-S06	3	0.5	16	4.5	2.85	60	6	
CMRR230-030R05-20-060-S06	3	0.5	20	4.5	2.85	60	6	
CMRR230-040R02-16-060-S06	4	0.2	16	6	3.85	60	6	
CMRR230-040R02-20-060-S06	4	0.2	20	6	3.85	60	6	

모델번호 Model No.	인선직경 Dia of Mill	코너반경 Coner Radius	유효장 Effective Length	날장 Length of Cut	목부경 Neck Dia	전장 Overall Length	샙크경 Shank Dia	비고 Remark
	D	CR	l ₁	l ₂	d ₂	L	d	
CMRR230-040R02-25-070-S06	4	0.2	25	6	3.85	70	6	
CMRR230-040R03-16-060-S06	4	0.3	16	6	3.85	60	6	
CMRR230-040R03-20-060-S06	4	0.3	20	6	3.85	60	6	
CMRR230-040R03-25-070-S06	4	0.3	25	6	3.85	70	6	
CMRR230-040R05-16-060-S06	4	0.5	16	6	3.85	60	6	
CMRR230-040R05-20-060-S06	4	0.5	20	6	3.85	60	6	
CMRR230-040R05-25-070-S06	4	0.5	25	6	3.85	70	6	
CMRR230-060R03-20-060-S06	6	0.3	20	9	5.7	60	6	
CMRR230-060R05-20-060-S06	6	0.5	20	9	5.7	60	6	
CMRR230-060R10-20-060-S06	6	1	20	9	5.7	60	6	
CMRR230-080R05-24-065-S08	8	0.5	24	12	7.7	65	8	
CMRR230-080R10-24-065-S08	8	1	24	12	7.7	65	8	
CMRR230-100R05-30-070-S10	10	0.5	30	15	9.7	70	10	
CMRR230-100R10-30-070-S10	10	1	30	15	9.7	70	10	
CMRR230-120R05-30-080-S12	12	0.5	30	18	11.7	80	12	
CMRR230-120R10-30-080-S12	12	1	30	18	11.7	80	12	

CO-MAX

볼
Ball

라디우스
Radius

스퀘어
Square

CO-MAX

볼
Ball

라디우스
Radius

스퀘어
Square

CMRE230

CMRE230

CO-MAX 리브 스퀘어 엔드밀 2날 헬릭스30°

CO-MAX Rib Square End Mill 2-Flute Helix30°



* 적용 피삭재 (Applicable Work Material)

◎ : 최적 (Most Suitable)

○ : 가능 (Applicable)



P			H			M	S	N		
탄소강 Carbon Steels	합금강 Alloy Steels	프리하든강 Pre-Hardened Steels	열처리강 Hardened Steels			스테인레스강 Stainless Steels	내열합금강 Heat-resistant alloys	동 Copper	알루미늄합금 Aluminum Alloys	흑연 Graphite
S45C/S50C ~800 N/mm ²	SCM ~35HRC	NAK/HPM ~45HRC	SKD61 ~55HRC	SKD11 ~60HRC	SKH ~62HRC			◎	○	○

단위(mm)/Unit(mm)

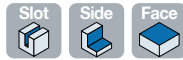
모델번호 Model No.	인선직경 Dia of Mill	유효장 Effective Length	날장 Length of Cut	목부경 Neck Diameter	전장 Overall Length	샙크경 Shank Dia	비고 Remark
	D	l ₂	l ₁	d ₂	L	d	
CMRE230-001005-045-S04	0.1	0.5	0.1	0.085	45	4	
CMRE230-0015005-045-S04	0.15	0.5	0.15	0.13	45	4	
CMRE230-001501-045-S04	0.15	1	0.15	0.13	45	4	
CMRE230-00201-045-S04	0.2	1	0.2	0.18	45	4	
CMRE230-002015-045-S04	0.2	1.5	0.2	0.18	45	4	
CMRE230-00202-045-S04	0.2	2	0.2	0.18	45	4	
CMRE230-00301-045-S04	0.3	1	0.3	0.27	45	4	
CMRE230-003015-045-S04	0.3	1.5	0.3	0.27	45	4	
CMRE230-00302-045-S04	0.3	2	0.3	0.27	45	4	
CMRE230-00303-045-S04	0.3	3	0.3	0.27	45	4	
CMRE230-00402-045-S04	0.4	2	0.4	0.37	45	4	
CMRE230-00403-045-S04	0.4	3	0.4	0.37	45	4	
CMRE230-00404-045-S04	0.4	4	0.4	0.37	45	4	
CMRE230-00502-045-S04	0.5	2	0.5	0.46	45	4	
CMRE230-00503-045-S04	0.5	3	0.5	0.46	45	4	
CMRE230-00504-045-S04	0.5	4	0.5	0.46	45	4	
CMRE230-00506-045-S04	0.5	6	0.5	0.46	45	4	
CMRE230-00602-045-S04	0.6	2	0.6	0.56	45	4	
CMRE230-00603-045-S04	0.6	3	0.6	0.56	45	4	
CMRE230-00604-045-S04	0.6	4	0.6	0.56	45	4	
CMRE230-00606-045-S04	0.6	6	0.6	0.56	45	4	
CMRE230-00608-045-S04	0.6	8	0.6	0.56	45	4	
CMRE230-00802-045-S04	0.8	2	0.8	0.76	45	4	
CMRE230-00804-045-S04	0.8	4	0.8	0.76	45	4	
CMRE230-00806-045-S04	0.8	6	0.8	0.76	45	4	
CMRE230-00808-045-S04	0.8	8	0.8	0.76	45	4	
CMRE230-01004-045-S04	1	4	1.5	0.96	45	4	

모델번호 Model No.	인선직경 Dia of Mill	유효장 Effective Length	날장 Length of Cut	목부경 Neck Diameter	전장 Overall Length	샙크경 Shank Dia	비고 Remark
	D	l ₂	l ₁	d ₂	L	d	
CMRE230-01006-045-S04	1	6	1.5	0.96	45	4	
CMRE230-01008-045-S04	1	8	1.5	0.96	45	4	
CMRE230-01010-045-S04	1	10	1.5	0.96	45	4	
CMRE230-01012-045-S04	1	12	1.5	0.96	45	4	
CMRE230-01506-045-S04	1.5	6	2.3	1.45	45	4	
CMRE230-01508-045-S04	1.5	8	2.3	1.45	45	4	
CMRE230-01510-045-S04	1.5	10	2.3	1.45	45	4	
CMRE230-01512-045-S04	1.5	12	2.3	1.45	45	4	
CMRE230-02006-045-S04	2	6	3	1.9	45	4	
CMRE230-02008-045-S04	2	8	3	1.9	45	4	
CMRE230-02010-045-S04	2	10	3	1.9	45	4	
CMRE230-02012-045-S04	2	12	3	1.9	45	4	
CMRE230-02016-050-S04	2	16	3	1.9	50	4	
CMRE230-02020-060-S04	2	20	3	1.9	60	4	
CMRE230-03012-050-S06	3	12	4.5	2.85	50	6	
CMRE230-03016-060-S06	3	16	4.5	2.85	60	6	
CMRE230-03020-060-S06	3	20	4.5	2.85	60	6	
CMRE230-03025-070-S06	3	25	4.5	2.85	70	6	
CMRE230-03030-070-S06	3	30	4.5	2.85	70	6	
CMRE230-04012-050-S06	4	12	6	3.85	50	6	
CMRE230-04016-060-S06	4	16	6	3.85	60	6	
CMRE230-04020-060-S06	4	20	6	3.85	60	6	
CMRE230-04025-070-S06	4	25	6	3.85	70	6	
CMRE230-04030-070-S06	4	30	6	3.85	70	6	

CME230

CO-MAX 스퀘어 엔드밀 2날 헬릭스30°

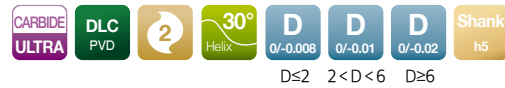
CO-MAX Square End Mill 2-Flute Helix30°



* 적용 피삭재 (Applicable Work Material)

◎ : 최적 (Most Suitable)

○ : 가능 (Applicable)



P			H			M	S	N		
탄소강 Carbon Steels	합금강 Alloy Steels	프리하든강 Pre-Hardened Steels	열처리강 Hardened Steels			스테인레스강 Stainless Steels	내열합금강 Heat-resistant alloys	동 Copper	알루미늄합금 Aluminum Alloys	흑연 Graphite
S45C/S50C ~800 N/mm ²	SCM ~35HRC	NAK/HPM ~45HRC	SKD61 ~55HRC	SKD11 ~60HRC	SKH ~62HRC			◎	○	○

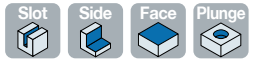
단위(mm)/Unit(mm)

모델번호 Model No.	인선직경 Dia of Mill	날장 Length of Cut	전장 Overall Length	생크경 Shank Dia	비고 Remark
	D	l ₁	L	d	
CME230-0010015-040-S04	0.1	0.15	40	4	
CME230-010025-045-S04	1	2.5	45	4	
NEW CME230-01004-045-S04	1	4	45	4	
NEW CME230-01504-045-S04	1.5	4	45	4	
NEW CME230-02006-045-S04	2	6	45	4	
NEW CME230-02008-045-S04	2	8	45	4	
NEW CME230-03010-050-S06	3	10	50	6	
NEW CME230-04012-050-S06	4	12	50	6	
CME230-06015-060-S06	6	15	60	6	
CME230-08020-065-S08	8	20	65	8	
CME230-10025-070-S10	10	25	70	10	
CME230-12030-080-S12	12	30	80	12	

ALE345

ALU-MAX 3날 스퀘어 엔드밀 헬릭스45°

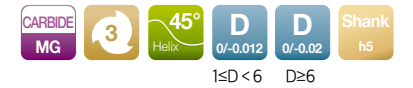
ALU-MAX Square End Mill 3-Flute Helix45°



* 적용 피삭재 (Applicable Work Material)

◎ : 최적 (Most Suitable)

○ : 가능 (Applicable)



P			H			M	S	N		
탄소강 Carbon Steels	합금강 Alloy Steels	프리하든강 Pre-Hardened Steels	열처리강 Hardened Steels			스테인레스강 Stainless Steels	내열합금강 Heat-resistant alloys	동 Copper	알루미늄합금 Aluminum Alloys	흑연 Graphite
S45C/S50C ~800 N/mm ²	SCM ~35HRC	NAK/HPM ~45HRC	SKD61 ~55HRC	SKD11 ~60HRC	SKH ~62HRC			○	◎	

단위(mm)/Unit(mm)

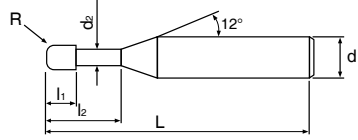
모델번호 Model No.	인선직경 Dia of Mill	날장 Length of Cut	전장 Overall Length	생크경 Shank Dia	비고 Remark
	D	l ₁	L	d	
ALE345-010025-050-S06	1	2.5	50	6	
ALE345-01504-050-S06	1.5	4	50	6	
ALE345-02006-050-S06	2	6	50	6	
ALE345-02508-050-S06	2.5	8	50	6	
ALE345-03009-050-S06	3	9	50	6	
ALE345-04012-050-S06	4	12	50	6	
ALE345-05015-060-S06	5	15	60	6	
ALE345-06015-060-S06	6	15	60	6	
ALE345-08020-065-S08	8	20	65	8	
ALE345-10025-070-S10	10	25	70	10	
ALE345-12030-080-S12	12	30	80	12	
ALE345-16040-100-S16	16	40	100	16	

DMRB230

DMRB230

DIA-MAX 리브 볼 엔드밀 2날 헬릭스30°

DIA-MAX Rib Ball End Mill 2-Flute Helix30°



* 적용 피삭재 (Applicable Work Material)

◎ : 최적 (Most Suitable)

○ : 가능 (Applicable)

CARBIDE Fine
DIA CVD
2
30° Helix
R ±0.01
D 0/-0.012
D 0/-0.02
Shank h5

D<1 D≥1

P			H			M	S	N		
탄소강 Carbon Steels	합금강 Alloy Steels	프리하드강 Pre-Hardened Steels	열처리강 Hardened Steels			스테인레스강 Stainless Steels	내열합금강 Heat-resistant alloys	동 Copper	알루미늄합금 Aluminum Alloys	흑연 Graphite
S45C/S50C ~800 N/mm ²	SCM ~35HRC	NAK/HPM ~45HRC	SKD61 ~55HRC	SKD11 ~60HRC	SKH ~62HRC					
								○		◎

단위(mm)/Unit(mm)

모델번호 Model No.	볼반경 Radius of Ball Nose	유효장 Effective Length	날장 Length of Cut	목부경 Neck Diameter	전장 Overall Length	샙크경 Shank Dia	비고 Remark
	R	l ₂	l ₁	d ₂	L	d	
DMRB230-00201-045-S04	R0.1	1	0.2	0.17	45	4	
DMRB230-003015-045-S04	R0.15	1.5	0.3	0.25	45	4	
DMRB230-00302-045-S04	R0.15	2	0.3	0.25	45	4	
DMRB230-00303-045-S04	R0.15	3	0.3	0.25	45	4	
DMRB230-00402-045-S04	R0.2	2	0.4	0.35	45	4	
DMRB230-00403-045-S04	R0.2	3	0.4	0.35	45	4	
DMRB230-00404-045-S04	R0.2	4	0.4	0.35	45	4	
DMRB230-00502-045-S04	R0.25	2	1	0.45	45	4	
DMRB230-00504-045-S04	R0.25	4	1	0.45	45	4	
DMRB230-00506-045-S04	R0.25	6	1	0.45	45	4	
DMRB230-00508-045-S04	R0.25	8	1	0.45	45	4	
DMRB230-00602-045-S04	R0.3	2	1.2	0.55	45	4	
DMRB230-00604-045-S04	R0.3	4	1.2	0.55	45	4	
DMRB230-00606-045-S04	R0.3	6	1.2	0.55	45	4	
DMRB230-00608-045-S04	R0.3	8	1.2	0.55	45	4	
DMRB230-00610-060-S04	R0.3	10	1.2	0.55	60	4	
DMRB230-00612-060-S04	R0.3	12	1.2	0.55	60	4	
DMRB230-00615-060-S04	R0.3	15	1.2	0.55	60	4	
DMRB230-00620-060-S04	R0.3	20	1.2	0.55	60	4	
DMRB230-00804-045-S04	R0.4	4	1.6	0.75	45	4	
DMRB230-00806-045-S04	R0.4	6	1.6	0.75	45	4	
DMRB230-00808-045-S04	R0.4	8	1.6	0.75	45	4	
DMRB230-00810-060-S04	R0.4	10	1.6	0.75	60	4	
DMRB230-00815-060-S04	R0.4	15	1.6	0.75	60	4	
DMRB230-00820-060-S04	R0.4	20	1.6	0.75	60	4	
DMRB230-01004-050-S04	R0.5	4	2	0.95	50	4	
DMRB230-01006-050-S04	R0.5	6	2	0.95	50	4	
DMRB230-01008-050-S04	R0.5	8	2	0.95	50	4	

모델번호 Model No.	볼반경 Radius of Ball Nose	유효장 Effective Length	날장 Length of Cut	목부경 Neck Diameter	전장 Overall Length	샙크경 Shank Dia	비고 Remark
	R	l ₂	l ₁	d ₂	L	d	
DMRB230-01010-060-S04	R0.5	10	2	0.95	60	4	
DMRB230-01012-060-S04	R0.5	12	2	0.95	60	4	
DMRB230-01016-060-S04	R0.5	16	2	0.95	60	4	
DMRB230-01020-060-S04	R0.5	20	2	0.95	60	4	
DMRB230-01025-080-S04	R0.5	25	2	0.95	80	4	
DMRB230-01030-080-S04	R0.5	30	2	0.95	80	4	
DMRB230-01035-080-S04	R0.5	35	2	0.95	80	4	
DMRB230-01040-080-S04	R0.5	40	2	0.95	80	4	
DMRB230-01506-050-S04	R0.75	6	3	1.45	50	4	
DMRB230-01508-050-S04	R0.75	8	3	1.45	50	4	
DMRB230-01510-050-S04	R0.75	10	3	1.45	50	4	
DMRB230-01512-050-S04	R0.75	12	3	1.45	50	4	
DMRB230-01516-080-S04	R0.75	16	3	1.45	80	4	
DMRB230-01520-080-S04	R0.75	20	3	1.45	80	4	
DMRB230-01525-080-S04	R0.75	25	3	1.45	80	4	
DMRB230-01530-080-S04	R0.75	30	3	1.45	80	4	
DMRB230-02006-050-S04	R1	6	4	1.9	50	4	
DMRB230-02010-050-S04	R1	10	4	1.9	50	4	
DMRB230-02012-050-S04	R1	12	4	1.9	50	4	
DMRB230-02016-050-S04	R1	16	4	1.9	50	4	
DMRB230-02016-080-S04	R1	16	4	1.9	80	4	
DMRB230-02020-080-S04	R1	20	4	1.9	80	4	
DMRB230-02025-080-S04	R1	25	4	1.9	80	4	
DMRB230-02030-080-S04	R1	30	4	1.9	80	4	
DMRB230-02035-080-S04	R1	35	4	1.9	80	4	
DMRB230-02040-100-S04	R1	40	4	1.9	100	4	
DMRB230-02050-100-S04	R1	50	4	1.9	100	4	
DMRB230-03012-060-S04	R1.5	12	6	2.7	60	4	
DMRB230-03016-060-S04	R1.5	16	6	2.7	60	4	
DMRB230-03020-060-S04	R1.5	20	6	2.7	60	4	
DMRB230-03020-100-S04	R1.5	20	6	2.7	100	4	
DMRB230-03030-100-S04	R1.5	30	6	2.7	100	4	
DMRB230-03040-100-S04	R1.5	40	6	2.7	100	4	
DMRB230-03050-100-S04	R1.5	50	6	2.7	100	4	
DMRB230-04020-060-S04	R2	20	12	3.7	60	4	
DMRB230-04030-080-S04	R2	30	12	3.7	80	4	
DMRB230-04040-100-S04	R2	40	12	3.7	100	4	
DMRB230-04040-130-S04	R2	40	12	3.7	130	4	
DMRB230-06025-080-S06	R3	25	15	5.7	80	6	
DMRB230-06040-105-S06	R3	40	15	5.7	105	6	
DMRB230-06050-150-S06	R3	50	15	5.7	150	6	
DMRB230-08030-080-S08	R4	30	20	7.7	80	8	
DMRB230-08040-105-S08	R4	40	20	7.7	105	8	
DMRB230-08050-150-S08	R4	50	20	7.7	150	8	
DMRB230-10050-105-S10	R5	50	22	9.7	105	10	
DMRB230-10060-160-S10	R5	60	22	9.7	160	10	
DMRB230-12055-105-S12	R6	55	25	11.7	105	12	
DMRB230-12060-160-S12	R6	60	25	11.7	160	12	

DMRR430


DIA-MAX 리브 래디우스 엔드밀 4날 헬릭스30°

DIA-MAX Rib Radius End Mill 4-Flute Helix30°



* 적용 피삭재 (Applicable Work Material)

- ◎ : 최적 (Most Suitable)
- : 가능 (Applicable)



P			H			M	S	N		
탄소강 Carbon Steels	합금강 Alloy Steels	프리하든강 Pre-Hardened Steels	열처리강 Hardened Steels			스테인레스강 Stainless Steels	내열합금강 Heat-resistant alloys	동 Copper	알루미늄합금 Aluminum Alloys	흑연 Graphite
S45C/S50C ~800 N/mm ²	SCM ~35HRC	NAK/HPM ~45HRC	SKD61 ~55HRC	SKD11 ~60HRC	SKH ~62HRC			○		◎

단위(mm)/Unit(mm)

모델번호 Model No.	인선직경 Dia of Mill	코너반경 Coner Radius	유효장 Effective Length	날장 Length of Cut	목부경 Neck Dia	전장 Overall Length	생크경 Shank Dia	비고 Remark
	D	CR	l ₁	l ₂	d ₂	L	d	
DMRR430-020R02-12-080-S04	2	0.2	12	4	1.9	80	4	
DMRR430-020R02-16-080-S04	2	0.2	16	4	1.9	80	4	
DMRR430-020R02-20-080-S04	2	0.2	20	4	1.9	80	4	
DMRR430-020R02-25-080-S04	2	0.2	25	4	1.9	80	4	
DMRR430-020R02-30-080-S04	2	0.2	30	4	1.9	80	4	
DMRR430-030R02-20-080-S04	3	0.2	20	6	2.7	80	4	
DMRR430-030R02-30-080-S04	3	0.2	30	6	2.7	80	4	
DMRR430-030R02-40-080-S04	3	0.2	40	6	2.7	80	4	
DMRR430-030R05-20-080-S04	3	0.5	20	6	2.7	80	4	
DMRR430-030R05-30-080-S04	3	0.5	30	6	2.7	80	4	
DMRR430-040R02-30-100-S04	4	0.2	30	8	3.7	100	4	
DMRR430-040R05-30-100-S04	4	0.5	30	8	3.7	100	4	
DMRR430-060R05-30-105-S06	6	0.5	30	12	5.7	105	6	
DMRR430-060R10-30-105-S06	6	1	30	12	5.7	105	6	
DMRR430-080R05-40-105-S08	8	0.5	40	16	7.7	105	8	
DMRR430-080R10-40-105-S08	8	1	40	16	7.7	105	8	
DMRR430-100R05-50-105-S10	10	0.5	50	20	9.7	105	10	
DMRR430-100R05-60-160-S10	10	0.5	60	20	9.7	160	10	
DMRR430-100R10-50-105-S10	10	1	50	20	9.7	105	10	
DMRR430-100R10-60-160-S10	10	1	60	20	9.7	160	10	
DMRR430-120R05-55-105-S12	12	0.5	55	24	11.7	105	12	
DMRR430-120R05-60-160-S12	12	0.5	60	24	11.7	160	12	
DMRR430-120R10-55-105-S12	12	1	55	24	11.7	105	12	
DMRR430-120R10-60-160-S12	12	1	60	24	11.7	160	12	

DIA-MAX

볼
Ball
래디우스
Radius
스퀘어
Square

DMRE230

DIA-MAX 리브 스퀘어 엔드밀 2날 헬릭스30°

DIA-MAX Rib Square End Mill 2-Flute Helix30°



* 적용 피삭재 (Applicable Work Material)

- ◎ : 최적 (Most Suitable)
- : 가능 (Applicable)



P			H			M	S	N		
탄소강 Carbon Steels	합금강 Alloy Steels	프리하든강 Pre-Hardened Steels	열처리강 Hardened Steels			스테인레스강 Stainless Steels	내열합금강 Heat-resistant alloys	동 Copper	알루미늄합금 Aluminum Alloys	흑연 Graphite
S45C/S50C ~800 N/mm ²	SCM ~35HRC	NAK/HPM ~45HRC	SKD61 ~55HRC	SKD11 ~60HRC	SKH ~62HRC			○		◎

단위(mm)/Unit(mm)

모델번호 Model No.	인선직경 Dia of Mill	유효장 Effective Length	날장 Length of Cut	목부경 Neck Dia	전장 Overall Length	생크경 Shank Dia	비고 Remark
	D	l ₂	l ₁	d ₂	L	d	
DMRE230-00201-045-S04	0.2	1	0.2	0.17	45	4	
DMRE230-002015-045-S04	0.2	1.5	0.2	0.17	45	4	
DMRE230-003015-045-S04	0.3	1.5	0.3	0.25	45	4	
DMRE230-00302-045-S04	0.3	2	0.3	0.25	45	4	
DMRE230-00303-045-S04	0.3	3	0.3	0.25	45	4	
DMRE230-00402-045-S04	0.4	2	0.4	0.35	45	4	
DMRE230-00403-045-S04	0.4	3	0.4	0.35	45	4	
DMRE230-00404-045-S04	0.4	4	0.4	0.35	45	4	
DMRE230-00502-045-S04	0.5	2	1	0.45	45	4	
DMRE230-00504-045-S04	0.5	4	1	0.45	45	4	
DMRE230-00506-045-S04	0.5	6	1	0.45	45	4	
DMRE230-00602-045-S04	0.6	2	1.2	0.55	45	4	
DMRE230-00604-045-S04	0.6	4	1.2	0.55	45	4	
DMRE230-00606-045-S04	0.6	6	1.2	0.55	45	4	
DMRE230-00804-045-S04	0.8	4	1.6	0.75	45	4	
DMRE230-00806-045-S04	0.8	6	1.6	0.75	45	4	
DMRE230-00808-045-S04	0.8	8	1.6	0.75	45	4	
DMRE230-01004-050-S04	1	4	2	0.95	50	4	
DMRE230-01006-050-S04	1	6	2	0.95	50	4	
DMRE230-01008-050-S04	1	8	2	0.95	50	4	
DMRE230-01010-050-S04	1	10	2	0.95	50	4	
DMRE230-01012-050-S04	1	12	2	0.95	50	4	
DMRE230-01016-050-S04	1	16	2	0.95	50	4	
DMRE230-01506-050-S04	1.5	6	3	1.45	50	4	
DMRE230-01508-050-S04	1.5	8	3	1.45	50	4	
DMRE230-01510-050-S04	1.5	10	3	1.45	50	4	
DMRE230-01512-050-S04	1.5	12	3	1.45	50	4	

DIA-MAX

볼
Ball
래디우스
Radius
스퀘어
Square

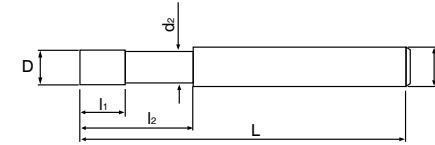
DMRE230

모델번호 Model No.	인선직경 Dia of Mill	유효장 Effective Length	날장 Length of Cut	목부경 Neck Dia	전장 Overall Length	생크경 Shank Dia	비고 Remark
	D	l ₂	l ₁	d ₂	L	d	
DMRE230-01516-050-S04	1.5	16	3	1.45	50	4	
DMRE230-02006-050-S04	2	6	4	1.9	50	4	
DMRE230-02010-050-S04	2	10	4	1.9	50	4	
DMRE230-02012-050-S04	2	12	4	1.9	50	4	
DMRE230-02016-050-S04	2	16	4	1.9	50	4	
DMRE230-02020-080-S04	2	20	4	1.9	80	4	
DMRE230-02025-080-S04	2	25	4	1.9	80	4	
DMRE230-02030-080-S04	2	30	4	1.9	80	4	
DMRE230-03012-060-S04	3	12	4.5	2.7	60	4	
DMRE230-03020-080-S04	3	20	6	2.7	80	4	
DMRE230-03030-080-S04	3	30	6	2.7	80	4	
DMRE230-03040-080-S04	3	40	6	2.7	80	4	
DMRE230-04012-060-S04	4	12	6	3.7	60	4	
DMRE230-04030-080-S04	4	30	8	3.7	80	4	

DMRE430

DIA-MAX 리브 스퀘어 엔드밀 4날 헬릭스30°

DIA-MAX Rib Square End Mill 4-Flute Helix30°



* 적용 피삭재 (Applicable Work Material)

◎ : 최적 (Most Suitable)

○ : 가능 (Applicable)

P			H			M	S	N		
탄소강 Carbon Steels	합금강 Alloy Steels	프리하든강 Pre-Hardened Steels	열처리강 Hardened Steels			스테인레스강 Stainless Steels	내열합금강 Heat-resistant alloys	동 Copper	알루미늄합금 Aluminum Alloys	흑연 Graphite
S45C/S50C ~800 N/mm ²	SCM ~35HRC	NAK/HPM ~45HRC	SKD61 ~55HRC	SKD11 ~60HRC	SKH ~62HRC			○		◎

단위(mm)/Unit(mm)

모델번호 Model No.	인선직경 Dia of Mill	유효장 Effective Length	날장 Length of Cut	목부경 Neck Dia	전장 Overall Length	생크경 Shank Dia	비고 Remark
	D	l ₂	l ₁	d ₂	L	d	
DMRE430-06030-105-S06	6	30	20	5.7	105	6	
DMRE430-08040-105-S08	8	40	24	7.7	105	8	
DMRE430-10050-105-S10	10	50	25	9.7	105	10	
DMRE430-12055-105-S12	12	55	25	11.7	105	12	

DIA-MAX

DIA-MAX

볼
Ball

볼
Ball

라디우스
Radius

라디우스
Radius


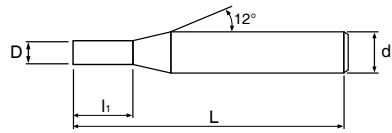
스퀘어
Square

스퀘어
Square

DME430

DIA-MAX 스퀘어 엔드밀 4날 헬릭스30°

DIA-MAX Square End Mill 4-Flute Helix30°



* 적용 피삭재 (Applicable Work Material)

- ◎ : 최적 (Most Suitable)
- : 가능 (Applicable)

P			H			M	S	N		
탄소강 Carbon Steels	합금강 Alloy Steels	프리하든강 Pre-Hardened Steels	열처리강 Hardened Steels			스테인레스강 Stainless Steels	내열합금강 Heat-resistant alloys	동 Copper	알루미늄합금 Aluminum Alloys	흑연 Graphite
S45C/S50C ~800 N/mm ²	SCM ~35HRC	NAK/HPM ~45HRC	SKD61 ~55HRC	SKD11 ~60HRC	SKH ~62HRC					
								○		◎

단위(mm)/Unit(mm)

모델번호 Model No.	인선직경 Dia of Mill	날장 Length of Cut	전장 Overall Length	생크경 Shank Dia	비고 Remark
	D	l ₁	L	d	
DME430-01003-050-S04	1	3	50	4	
DME430-01504-050-S04	1.5	4	50	4	
DME430-02006-050-S04	2	6	50	4	
DME430-03012-060-S06	3	12	60	6	
DME430-04016-060-S06	4	16	60	6	
DME430-05020-070-S06	5	20	70	6	
DME430-06020-070-S06	6	20	70	6	
DME430-08024-070-S08	8	24	70	8	
DME430-10025-080-S10	10	25	80	10	
DME430-12025-080-S12	12	25	80	12	

DIA-MAX

볼
Ball

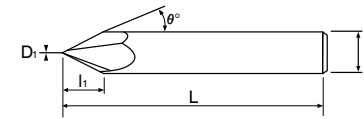
라디우스
Radius

스퀘어
Square

CHC200 NEW

면취 커터 2날 헬릭스0°

Chamfer Cutter 2-Flute Helix 0°



* 적용 피삭재 (Applicable Work Material)

- ◎ : 최적 (Most Suitable)
- : 가능 (Applicable)

P			H			M	S	N		
탄소강 Carbon Steels	합금강 Alloy Steels	프리하든강 Pre-Hardened Steels	열처리강 Hardened Steels			스테인레스강 Stainless Steels	내열합금강 Heat-resistant alloys	동 Copper	알루미늄합금 Aluminum Alloys	흑연 Graphite
S45C/S50C ~800 N/mm ²	SCM ~35HRC	NAK/HPM ~45HRC	SKD61 ~55HRC	SKD11 ~60HRC	SKH ~62HRC					
◎	◎	◎	○			○	○	○	○	○

단위(mm)/Unit(mm)

모델번호 Model No.		선단경 Front Dia	각도(편각) Taper Angle on Side	날장 Length of Cut	전장 Overall Length	생크경 Shank Dia	비고 Remark
비코팅 Uncoated	코팅 Coated	D ₁	θ	l ₁	L	d	
CHC200-000T300-050-S04	HMCHC200-000T300-050-S04	0	30°	3.4	50	4	
CHC200-000T450-050-S04	HMCHC200-000T450-050-S04	0	45°	2	50	4	
CHC200-000T600-050-S04	HMCHC200-000T600-050-S04	0	60°	1.15	50	4	
CHC200-000T300-060-S06	HMCHC200-000T300-060-S06	0	30°	5.1	60	6	
CHC200-000T450-060-S06	HMCHC200-000T450-060-S06	0	45°	3	60	6	
CHC200-000T600-060-S06	HMCHC200-000T600-060-S06	0	60°	1.73	60	6	
CHC200-000T450-065-S08	HMCHC200-000T450-065-S08	0	45°	4	65	8	
CHC200-000T450-070-S10	HMCHC200-000T450-070-S10	0	45°	5	70	10	
CHC200-000T450-075-S12	HMCHC200-000T450-075-S12	0	45°	6	75	12	
CHC200-000T450-110-S12	HMCHC200-000T450-110-S12	0	45°	6	110	12	

FORMED TOOL

CUTTING CONDITIONS

Milling Conditions List



HY-MAX

Ball	
HMRB230	90
HMB230	88

Radius	
HMRR230	92
HMR230	92
HMRR430	95
HMR430	95

Square	
HMRE230	96
HME230	99
HMRE430	100
HME430	101
HMEL430	102

WIDE-MAX

Ball	
WMRB230	90
WMB230	88

Radius	
WMRR430	95
WMR430	95

Square	
WMRE430	100
WME430	101

CO-MAX

Ball	
CMRB230	103

Radius	
CMRR230	105

Square	
CMRE230	107
CME230	109

ALU-MAX

Square	
ALE345	110

DIA MAX

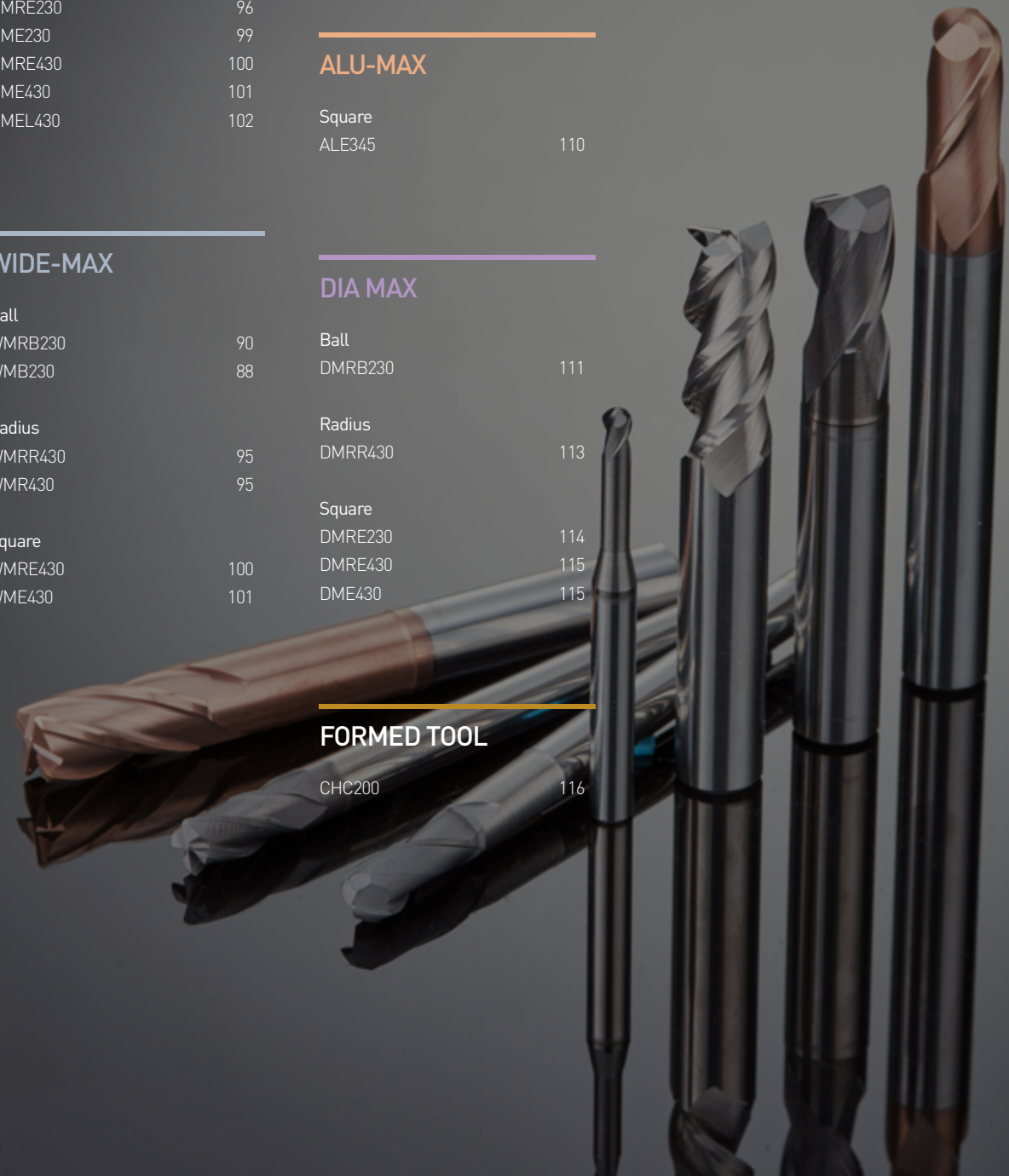
Ball	
DMRB230	111

Radius	
DMRR430	113

Square	
DMRE230	114
DMRE430	115
DME430	115

FORMED TOOL

CHC200	116
--------	-----



HMB230, WMB230 황삭 일반절삭 조건 참고 자료

HMB230, WMB230 Rough General Cutting Conditions Reference Table

WIDE-MAX Series																
HY-MAX Series																
피삭재 Work Material	탄소강, 합금강, 주철 Carbon Steel, Alloy Steel, Cast Iron S50C, SCM, FC250				프리하든강 Prehardened Steel NAK, HPM				열처리강 Hardened Steel SKD61, STAVAX				열처리강 Hardened Steel SKD11			
	~1000 N/mm ²				35~45 HRC				45~55 HRC				55~60 HRC			
	불반경 Radius	Spindle Speed (min ⁻¹)	Feed (mm/min)	Depth of Cut ap(mm)	Depth of Cut ae(mm)	Spindle Speed (min ⁻¹)	Feed (mm/min)	Depth of Cut ap(mm)	Depth of Cut ae(mm)	Spindle Speed (min ⁻¹)	Feed (mm/min)	Depth of Cut ap(mm)	Depth of Cut ae(mm)	Spindle Speed (min ⁻¹)	Feed (mm/min)	Depth of Cut ap(mm)
R0.5	20,000	700	0.05	0.20	20,000	650	0.05	0.20	20,000	550	0.04	0.15	19,000	450	0.03	0.10
R0.75	20,000	1,200	0.07	0.30	20,000	1,050	0.07	0.30	18,000	650	0.06	0.23	15,000	500	0.04	0.15
R1	20,000	1,350	0.10	0.40	20,000	1,150	0.10	0.40	16,000	750	0.08	0.30	13,000	550	0.06	0.20
R1.5	16,000	1,600	0.15	0.60	16,000	1,450	0.15	0.60	11,000	800	0.12	0.45	8,500	550	0.09	0.30
R2	12,000	1,650	0.20	0.80	12,000	1,450	0.20	0.80	8,000	800	0.16	0.60	6,500	600	0.12	0.40
R2.5	10,000	1,550	0.25	1.00	10,000	1,450	0.25	1.00	6,500	800	0.20	0.75	5,000	600	0.15	0.50
R3	8,000	1,700	0.30	1.20	8,000	1,450	0.30	1.20	5,500	800	0.24	0.90	4,500	600	0.18	0.60
R4	6,000	1,800	0.40	1.60	6,000	1,500	0.40	1.60	4,000	850	0.32	1.20	3,500	600	0.24	0.80
R5	5,000	1,700	0.50	2.00	5,000	1,500	0.50	2.00	3,500	800	0.40	1.50	2,500	550	0.30	1.00
R6	4,500	1,600	0.60	2.40	4,000	1,350	0.60	2.40	3,000	750	0.48	1.80	2,100	500	0.36	1.20
R8	3,300	1,300	0.80	3.20	3,000	1,100	0.80	3.20	2,000	600	0.64	2.40	1,600	450	0.48	1.60

HMB230, WMB230 황삭 고속절삭 조건 참고 자료

HMB230, WMB230 Rough High Speed Cutting Conditions Reference Table

WIDE-MAX Series																
HY-MAX Series																
피삭재 Work Material	탄소강, 합금강, 주철 Carbon Steel, Alloy Steel, Cast Iron S50C, SCM, FC250				프리하든강 Prehardened Steel NAK, HPM				열처리강 Hardened Steel SKD61, STAVAX				열처리강 Hardened Steel SKD11			
	~1000 N/mm ²				35~45 HRC				45~55 HRC				55~60 HRC			
	불반경 Radius	Spindle Speed (min ⁻¹)	Feed (mm/min)	Depth of Cut ap(mm)	Depth of Cut ae(mm)	Spindle Speed (min ⁻¹)	Feed (mm/min)	Depth of Cut ap(mm)	Depth of Cut ae(mm)	Spindle Speed (min ⁻¹)	Feed (mm/min)	Depth of Cut ap(mm)	Depth of Cut ae(mm)	Spindle Speed (min ⁻¹)	Feed (mm/min)	Depth of Cut ap(mm)
R0.5	40,000	1,500	0.05	0.15	40,000	1,300	0.05	0.15	40,000	1,200	0.04	0.10	40,000	1,000	0.03	0.10
R0.75	40,000	2,200	0.07	0.23	40,000	2,100	0.07	0.23	40,000	1,700	0.06	0.15	38,000	1,200	0.05	0.15
R1	40,000	2,800	0.10	0.30	40,000	2,700	0.10	0.30	38,000	2,000	0.08	0.20	29,000	1,400	0.06	0.20
R1.5	32,000	3,200	0.15	0.45	32,000	2,800	0.15	0.45	25,000	2,100	0.12	0.30	19,000	1,450	0.09	0.30
R2	24,000	3,300	0.20	0.60	24,000	2,900	0.20	0.60	19,000	2,200	0.16	0.40	14,000	1,500	0.12	0.40
R2.5	20,000	3,300	0.25	0.75	20,000	2,900	0.25	0.75	16,000	2,200	0.20	0.50	12,000	1,500	0.15	0.50
R3	16,000	3,300	0.30	0.90	16,000	3,000	0.30	0.90	13,000	2,300	0.24	0.60	9,500	1,500	0.18	0.60
R4	14,000	3,600	0.40	1.20	14,000	3,000	0.40	1.20	11,000	2,300	0.32	0.80	7,500	1,500	0.24	0.80
R5	12,000	3,600	0.50	1.50	12,000	3,000	0.50	1.50	8,500	2,100	0.40	1.00	6,000	1,400	0.30	1.00
R6	8,000	3,000	0.60	1.80	8,000	2,600	0.60	1.80	6,500	1,900	0.48	1.20	4,600	1,200	0.36	1.20
R8	6,000	2,500	0.80	2.40	6,000	2,200	0.80	2.40	4,500	1,500	0.64	1.60	3,500	950	0.48	1.60

HMB230, WMB230 정삭 일반절삭 조건 참고 자료

HMB230, WMB230 Finish General Cutting Conditions Reference Table

WIDE-MAX Series																
HY-MAX Series																
피삭재 Work Material	탄소강, 합금강, 주철 Carbon Steel, Alloy Steel, Cast Iron S50C, SCM, FC250				프리하든강 Prehardened Steel NAK, HPM				열처리강 Hardened Steel SKD61, STAVAX				열처리강 Hardened Steel SKD11			
	~1000 N/mm ²				35~45 HRC				45~55 HRC				55~60 HRC			
	불반경 Radius	Spindle Speed (min ⁻¹)	Feed (mm/min)	Depth of Cut ap(mm)	Depth of Cut ae(mm)	Spindle Speed (min ⁻¹)	Feed (mm/min)	Depth of Cut ap(mm)	Depth of Cut ae(mm)	Spindle Speed (min ⁻¹)	Feed (mm/min)	Depth of Cut ap(mm)	Depth of Cut ae(mm)	Spindle Speed (min ⁻¹)	Feed (mm/min)	Depth of Cut ap(mm)
R0.5	20,000	700	0.03	0.03	20,000	650	0.03	0.02	20,000	550	0.03	0.02	19,000	450	0.02	0.02
R0.75	20,000	1,200	0.05	0.04	20,000	1,050	0.05	0.03	18,000	650	0.03	0.03	15,000	500	0.02	0.03
R1	20,000	1,350	0.05	0.05	20,000	1,150	0.05	0.04	16,000	750	0.03	0.04	13,000	550	0.02	0.04
R1.5	16,000	1,600	0.08	0.08	16,000	1,450	0.06	0.06	11,000	800	0.05	0.06	8,500	550	0.05	0.06
R2	12,000	1,650	0.10	0.10	12,000	1,450	0.08	0.08	8,000	800	0.05	0.08	6,500	600	0.05	0.08
R2.5	10,000	1,550	0.10	0.13	10,000	1,450	0.10	0.10	6,500	800	0.05	0.10	5,000	600	0.05	0.10
R3	8,000	1,700	0.15	0.15	8,000	1,450	0.10	0.10	5,500	800	0.10	0.10	4,500	600	0.10	0.10
R4	6,000	1,800	0.20	0.20	6,000	1,500	0.15	0.15	4,000	850	0.10	0.15	3,500	600	0.10	0.15
R5	5,000	1,700	0.20	0.25	5,000	1,500	0.15	0.20	3,500	800	0.10	0.20	2,500	550	0.10	0.20
R6	4,500	1,600	0.20	0.30	4,000	1,350	0.15	0.24	3,000	750	0.10	0.24	2,100	500	0.10	0.24

HMB230, WMB230 정삭 고속절삭 조건 참고 자료

HMB230, WMB230 Finish High Speed Cutting Conditions Reference Table

WIDE-MAX Series																
HY-MAX Series																
피삭재 Work Material	탄소강, 합금강, 주철 Carbon Steel, Alloy Steel, Cast Iron S50C, SCM, FC250				프리하든강 Prehardened Steel NAK, HPM				열처리강 Hardened Steel SKD61, STAVAX				열처리강 Hardened Steel SKD11			
	~1000 N/mm ²				35~45 HRC				45~55 HRC				55~60 HRC			
	불반경 Radius	Spindle Speed (min ⁻¹)	Feed (mm/min)	Depth of Cut ap(mm)	Depth of Cut ae(mm)	Spindle Speed (min ⁻¹)	Feed (mm/min)	Depth of Cut ap(mm)	Depth of Cut ae(mm)	Spindle Speed (min ⁻¹)	Feed (mm/min)	Depth of Cut ap(mm)	Depth of Cut ae(mm)	Spindle Speed (min ⁻¹)	Feed (mm/min)	Depth of Cut ap(mm)
R0.5	40,000	3,800	0.03	0.03	40,000	3,500	0.03	0.02	40,000	3,000	0.03	0.02	40,000	2,000	0.02	0.02
R0.75	38,000	3,800	0.05	0.04	38,000	3,500	0.05	0.03	38,000	3,000	0.03	0.03	38,000	2,000	0.02	0.03
R1	32,000	3,800	0.05	0.05	32,000	3,500	0.05	0.04	32,000	3,100	0.03	0.04	32,000	2,600	0.02	0.04
R1.5	26,000	3,500	0.08	0.08	26,000	3,300	0.06	0.06	24,000	2,800	0.05	0.06	21,000	2,300	0.05	0.06
R2	22,000	3,700	0.10	0.10	22,000	3,400	0.08	0.08	20,000	2,900	0.05	0.08	17,000	2,300	0.05	0.08
R2.5	20,000	3,600	0.10	0.13	20,000	3,400	0.10	0.10	17,000	2,700	0.05	0.10	14,000	2,100	0.05	0.10
R3	16,000	3,500	0.15	0.15	16,000	3,200	0.10	0.10	13,000	2,600	0.10	0.10	11,000	2,000	0.10	0.10
R4	14,000	3,000	0.20	0.20	13,000	2,700	0.15	0.15	10,000	2,100	0.10	0.15	8,000	1,600	0.10	0.15
R5	10,000	2,600	0.20	0.25	10,000	2,500	0.15	0.20	8,000	1,900	0.10	0.20	6,000	1,350	0.10	0.20
R6	8,000	2,100	0.20	0.30	8,000	2,000	0.15	0.24	6,500	1,550	0.10	0.24	5,000	1,150	0.10	0.24

NOTE

- 정밀하고 강성이 있는 홀더와 장비를 사용해 주십시오.
- ap는 축방향의 절삭량을 표시합니다. ae는 반경방향의 절삭량을 표시합니다.
- 피삭재와 가공형상에 따라 적절한 절삭유를 사용해 주십시오.
- 절삭 조건표는 참고자료입니다. 실제 가공시에는 가공형상, 기계에 따라 조건을 조정해서 가공하시기 바랍니다.

1. Use a rigid and precise machine and holder.
 2. ap(mm) : Axial Depth of Cut / ae(mm) : Radial Depth of Cut
 3. Use the appropriate coolant for the workpiece and machining shape.
 4. The cutting condition table is a reference. In actual machining, adjust the conditions according to the machining shape and machine.

피삭재 Work Material	탄소강, 합금강, 주철 Carbon Steel, Alloy Steel, Cast Iron S50C, SCM, FC250				프리하든강 Prehardened Steel NAK, HPM			열처리강 Hardened Steel SKD61, STAVAX			열처리강 Hardened Steel SKD11		
	~1000 N/mm ²				35~45 HRC			45~55 HRC			55~60 HRC		
볼반경 Radius	유효장 Effective Length	Spindle Speed (min ⁻¹)	Feed (mm/min)	Depth of Cut ap(mm)	Spindle Speed (min ⁻¹)	Feed (mm/min)	Depth of Cut ap(mm)	Spindle Speed (min ⁻¹)	Feed (mm/min)	Depth of Cut ap(mm)	Spindle Speed (min ⁻¹)	Feed (mm/min)	Depth of Cut ap(mm)
R1.5	10	14,500	2,100	0.180	13,500	1,800	0.160	12,000	1,500	0.130	11,000	1,300	0.120
	12	14,500	2,100	0.180	13,500	1,800	0.160	12,000	1,500	0.130	11,000	1,300	0.120
	14	14,500	2,050	0.180	13,500	1,700	0.160	12,000	1,400	0.130	11,000	1,250	0.120
	16	14,500	2,000	0.180	13,500	1,600	0.160	12,000	1,350	0.130	11,000	1,200	0.120
	20	13,000	1,750	0.108	12,500	1,500	0.096	11,000	1,200	0.078	10,000	1,050	0.070
	25	13,000	1,700	0.072	12,500	1,450	0.064	11,000	1,150	0.052	10,000	1,000	0.048
	30	13,000	1,650	0.063	12,500	1,400	0.056	11,000	1,100	0.046	10,000	950	0.040
40	11,500	1,350	0.045	10,500	1,100	0.040	9,500	900	0.033	8,500	800	0.030	
R2	12	10,500	2,000	0.270	9,500	1,700	0.240	8,500	1,400	0.195	8,000	1,200	0.180
	16	10,500	2,000	0.270	9,500	1,700	0.240	8,500	1,400	0.195	8,000	1,200	0.180
	20	10,500	2,000	0.225	9,500	1,700	0.200	8,500	1,400	0.163	8,000	1,200	0.150
	25	9,500	1,500	0.180	9,000	1,400	0.160	8,000	1,100	0.130	7,500	1,000	0.120
	30	9,500	1,500	0.135	9,000	1,400	0.120	8,000	1,100	0.098	7,500	1,000	0.090
40	9,500	1,500	0.090	9,000	1,400	0.080	8,000	1,100	0.065	7,500	1,000	0.060	
R3	20	8,000	2,000	0.405	7,500	1,650	0.360	6,700	1,500	0.293	6,000	1,100	0.270
	25	8,000	2,000	0.360	7,000	1,400	0.320	6,000	1,200	0.260	5,600	1,000	0.240
	30	7,500	1,700	0.315	7,000	1,400	0.280	6,000	1,200	0.228	5,600	1,000	0.210

NOTE

1. 정밀하고 강성이 있는 홀더와 장비를 사용해 주십시오.
2. ap는 축방향의 절입량을 표시합니다.
3. 홀 절삭시, 조건표의 ap를 70%이하로 설정해 주십시오.
4. 피삭재와 가공형상에 따라 적절한 절삭유를 사용해 주십시오.
5. 절삭 조건표는 참고자료입니다. 실제 가공시에는 가공형상, 기계에 따라 조건을 조정해서 가공하시기 바랍니다.

1. Use a rigid and precise machine and holder.
2. ap(mm) : Axial Depth of Cut
3. For slotting, set ap in the condition table to 70% or less.
4. Use the appropriate coolant for the workpiece and machining shape.
5. The cutting condition table is a reference. In actual machining, adjust the conditions according to the machining shape and machine.

HMRR230, HMR230 절삭조건 참고 자료

HMRR230, HMR230 Cutting Conditions Reference Table

피삭재 Work Material	프리하든강 Prehardened Steel NAK, HPM				열처리강 Hardened Steel SKD61, STAVAX		
	35~45 HRC				45~55 HRC		
날경 Dia	유효장 Effective Length	Spindle Speed (min ⁻¹)	Feed (mm/min)	Depth of Cut ap(mm)	Spindle Speed (min ⁻¹)	Feed (mm/min)	Depth of Cut ap(mm)
0.2	0.5	30,000	200	0.010	30,000	150	0.004
	1	30,000	150	0.006	30,000	100	0.003
0.3	1	30,000	200	0.015	30,000	150	0.004
	1.5	30,000	150	0.012	30,000	130	0.003
	2	30,000	100	0.008	30,000	100	0.003
0.4	1	30,000	350	0.017	30,000	250	0.006
	2	30,000	300	0.014	30,000	200	0.005
	3	30,000	250	0.010	30,000	180	0.004
	4	30,000	200	0.007	30,000	140	0.003

피삭재 Work Material	프리하든강 Prehardened Steel NAK, HPM				열처리강 Hardened Steel SKD61, STAVAX		
	35~45 HRC				55~60 HRC		
날경 Dia	유효장 Effective Length	Spindle Speed (min ⁻¹)	Feed (mm/min)	Depth of Cut ap(mm)	Spindle Speed (min ⁻¹)	Feed (mm/min)	Depth of Cut ap(mm)
0.5	1	30,000	500	0.020	24,000	350	0.009
	2	30,000	480	0.017	24,000	330	0.008
	3	30,000	400	0.013	24,000	270	0.006
	4	25,000	270	0.010	20,000	200	0.004
	5	25,000	250	0.007	20,000	180	0.003
	6	25,000	200	0.005	20,000	150	0.002
0.6	2	30,000	600	0.028	25,000	400	0.018
	4	25,000	400	0.019	20,000	250	0.013
	6	20,000	250	0.011	16,000	150	0.007
0.7	8	18,000	180	0.008	14,000	100	0.005
	2	30,000	650	0.030	25,000	450	0.020
	4	25,000	600	0.023	20,000	400	0.017
	6	20,000	450	0.017	16,000	250	0.009
0.8	8	18,000	140	0.008	14,000	100	0.003
	2	30,000	1,100	0.040	25,000	700	0.020
	4	25,000	1,000	0.028	20,000	600	0.017
	6	20,000	700	0.019	16,000	400	0.014
1	8	18,000	400	0.014	14,000	250	0.008
	10	18,000	250	0.007	14,000	150	0.005
	2.5	25,000	1,600	0.060	20,000	900	0.050
	4	25,000	1,400	0.050	20,000	800	0.040
	6	20,000	1,000	0.040	16,000	600	0.020
	8	18,000	700	0.030	14,000	450	0.020
	10	16,000	600	0.020	13,000	350	0.010
	12	14,000	350	0.020	12,000	250	0.008
	14	12,000	300	0.010	10,000	200	0.005
	16	12,000	250	0.010	10,000	150	0.005
1.2	4	22,000	1,500	0.050	18,000	800	0.030
	6	20,000	1,300	0.050	17,000	700	0.030
	8	18,000	1,100	0.040	15,000	600	0.020
	10	16,000	900	0.030	13,000	500	0.020
	12	14,000	700	0.020	11,000	400	0.015
	14	12,000	350	0.010	10,000	200	0.010
1.5	16	12,000	300	0.010	10,000	180	0.008
	4	22,000	1,600	0.090	18,000	1,000	0.050
	6	20,000	1,400	0.080	16,000	850	0.040
	8	18,000	1,200	0.070	15,000	700	0.040
	10	16,000	1,000	0.060	13,000	550	0.030
	12	14,000	800	0.050	11,000	450	0.030
2	14	12,000	700	0.040	10,000	400	0.020
	16	12,000	600	0.030	10,000	350	0.015
	20	10,000	300	0.020	8,000	200	0.005
	6	16,000	2,100	0.120	14,000	900	0.050
	8	16,000	2,000	0.110	13,000	800	0.050
	10	16,000	1,800	0.100	13,000	750	0.040
	12	14,000	1,500	0.090	11,000	600	0.040
	16	12,000	1,200	0.070	10,000	500	0.030
20	10,000	800	0.050	8,000	350	0.020	

피삭재 Work Material		프리하든강 Prehardened Steel NAK, HPM			열처리강 Hardened Steel SKD61, STAVAX		
		35~45 HRC			55~60 HRC		
날경 Dia	유효장 Effective Length	Spindle Speed (min ⁻¹)	Feed (mm/min)	Depth of Cut ap(mm)	Spindle Speed (min ⁻¹)	Feed (mm/min)	Depth of Cut ap(mm)
2.5	10	15,000	1,800	0.130	12,000	900	0.070
	16	12,000	1,200	0.080	9,000	550	0.050
	20	10,000	1,000	0.070	8,000	450	0.050
3	12	13,000	1,800	0.150	10,000	950	0.080
	16	12,000	1,500	0.120	9,000	800	0.070
	20	11,000	1,200	0.100	8,000	600	0.060
	25	10,000	1,000	0.080	7,500	500	0.050
	30	9,000	800	0.060	6,500	400	0.030
4	35	8,000	500	0.030	5,500	300	0.010
	12	10,000	2,300	0.200	9,000	1,000	0.100
	16	8,000	2,000	0.160	7,000	800	0.090
	20	7,000	1,700	0.140	6,000	750	0.080
	25	7,000	1,500	0.120	5,500	700	0.070
6	30	6,000	900	0.080	4,500	500	0.040
	35	5,000	500	0.050	4,000	400	0.020
	20	12,000	1,300	0.100	12,000	1,100	0.090
8	30	11,000	1,100	0.090	11,000	900	0.070
	24	12,000	1,300	0.100	12,000	1,100	0.090
10	40	11,000	1,100	0.090	11,000	900	0.070
	30	12,000	1,400	0.100	12,000	1,200	0.090
12	50	11,000	1,200	0.090	11,000	1,000	0.070
	30	10,000	1,600	0.100	10,000	1,400	0.090
	55	9,000	1,400	0.090	9,000	1,200	0.070

NOTE

- 정밀하고 강성이 있는 홀더와 장비를 사용해 주십시오.
 - ap는 축방향의 절입량을 표시합니다. ae는 반경방향의 절입량을 표시합니다.
 - ae의 설정은 [날경-(2x코너R값)] x 20~40% 범위로 권장합니다.
 - 홀 절삭시, 조건표의 ap와 피드를 50%이하로 설정해 주십시오.
 - 피삭재와 가공형상에 따라 적절한 절삭유를 사용해 주십시오.
 - 절삭 조건표는 참고자료입니다. 실제 가공시에는 가공형상, 기계에 따라 조건을 조정해서 가공하시기 바랍니다.
- Use a rigid and precise machine and holder.
 - ap(mm) : Axial Depth of Cut / ae(mm) : Radial Depth of Cut
 - We recommend setting ae in the range of [Dia-(2xCorner R value)] x 20~40%
 - For slotting, set ap and Feed in the condition table to 50% or less.
 - Use the appropriate coolant for the workpiece and machining shape.
 - The cutting condition table is a reference. In actual machining, adjust the conditions according to the machining shape and machine.

HMRR430, HMR430, WMRR430, WMR430 절삭조건 참고 자료

HMRR430, HMR430, WMRR430, WMR430 Cutting Conditions Reference Table

WIDE-MAX Series										
HY-MAX Series										
피삭재 Work Material		프리하든강 Prehardened Steel NAK, HPM			열처리강 Hardened Steel SKD61, STAVAX			열처리강 Hardened Steel SKD11		
		35~45 HRC			45~55 HRC			55~60 HRC		
날경 Dia	유효장 Effective Length	Spindle Speed (min ⁻¹)	Feed (mm/min)	Depth of Cut ap(mm)	Spindle Speed (min ⁻¹)	Feed (mm/min)	Depth of Cut ap(mm)	Spindle Speed (min ⁻¹)	Feed (mm/min)	Depth of Cut ap(mm)
0.6	2	30,000	1,200	0.030	25,000	1,000	0.020	23,000	800	0.010
	4	25,000	900	0.020	23,000	800	0.015	20,000	600	0.007
	6	23,000	600	0.010	20,000	400	0.008	18,000	300	0.005
0.8	2	28,000	2,000	0.040	25,000	1,600	0.030	23,000	1,400	0.020
	4	28,000	1,800	0.030	25,000	1,400	0.020	23,000	1,200	0.010
	6	23,000	1,400	0.020	20,000	1,100	0.010	18,000	900	0.007
1	2.5	25,000	2,100	0.050	20,000	1,900	0.040	16,000	1,000	0.020
	4	23,000	1,800	0.040	18,000	1,500	0.030	14,000	900	0.010
	6	18,000	1,400	0.020	14,000	1,100	0.010	10,000	800	0.007
	8	16,000	1,200	0.020	12,000	950	0.010	8,000	650	0.005
	10	14,000	1,000	0.010	10,000	800	0.007	6,000	500	0.005
1.5	12	12,000	800	0.007	8,000	650	0.005	5,000	400	0.003
	4	25,000	2,000	0.050	20,000	1,600	0.040	15,000	1,100	0.030
	6	20,000	1,600	0.040	18,000	1,400	0.030	14,000	1,000	0.020
	8	18,000	1,200	0.040	14,000	1,200	0.030	10,000	750	0.010
	10	16,000	1,100	0.030	13,000	1,000	0.020	9,000	700	0.007
	12	14,000	1,000	0.030	12,000	850	0.020	8,000	630	0.007
	14	12,000	900	0.020	10,000	800	0.010	7,000	550	0.005
	16	12,000	850	0.020	9,500	700	0.010	6,500	500	0.005
	20	8,500	550	0.010	7,000	400	0.007	5,500	300	0.005
	2	6	18,000	1,800	0.060	15,000	1,500	0.050	12,000	1,100
2	8	16,000	1,600	0.050	12,000	1,200	0.040	10,000	950	0.020
	10	14,000	1,400	0.040	12,000	1,100	0.030	9,500	850	0.010
	12	12,000	1,200	0.040	10,000	1,000	0.030	8,000	800	0.010
	16	10,000	1,000	0.030	9,000	800	0.020	7,500	650	0.007
	20	9,000	750	0.020	8,500	700	0.010	6,000	500	0.005
2.5	10	14,000	1,600	0.070	10,000	1,400	0.050	8,000	900	0.030
	16	10,000	1,200	0.050	8,000	1,100	0.020	6,000	700	0.010
	20	8,500	1,100	0.050	7,500	950	0.020	5,000	650	0.010
3	10	18,000	2,200	0.100	13,000	1,800	0.070	10,000	1,200	0.050
	12	12,000	1,600	0.080	10,000	1,400	0.060	8,000	1,000	0.040
	16	10,000	1,400	0.070	8,500	1,200	0.050	7,000	800	0.030
	20	9,000	1,400	0.070	7,500	1,200	0.040	6,000	800	0.020
	25	8,000	1,200	0.060	7,000	1,000	0.030	5,000	700	0.010
4	30	7,000	1,200	0.030	6,500	1,000	0.020	4,500	600	0.007
	12	12,000	2,000	0.100	10,000	1,500	0.060	8,500	1,100	0.050
	16	10,000	1,800	0.100	8,000	1,400	0.060	6,000	900	0.050
	20	9,000	1,500	0.080	7,000	1,300	0.050	5,500	850	0.030
	25	6,500	1,400	0.080	5,500	1,200	0.050	4,500	750	0.030
4	30	5,000	1,000	0.050	4,000	800	0.020	4,000	600	0.010
	35	4,500	900	0.030	3,800	750	0.010	3,200	500	0.007

피삭재 Work Material		탄소강, 합금강, 주철 Carbon Steel, Alloy Steel, Cast Iron S50C, SCM, FC250			프리하든강 Prehardened Steel NAK, HPM			열처리강 Hardened Steel SKD61, STAVAX		
		35~45 HRC			35~45 HRC			45~52 HRC		
날경 Dia	유효장 Effective Length	Spindle Speed (min ⁻¹)	Feed (mm/min)	Depth of Cut ap(mm)	Spindle Speed (min ⁻¹)	Feed (mm/min)	Depth of Cut ap(mm)	Spindle Speed (min ⁻¹)	Feed (mm/min)	Depth of Cut ap(mm)
2	6	15,000	850	0.128	14,000	640	0.104	12,500	490	0.080
	8	15,000	850	0.112	14,000	640	0.091	12,500	490	0.070
	10	15,000	850	0.112	14,000	640	0.091	12,500	490	0.070
	12	13,500	770	0.072	13,000	590	0.059	11,000	430	0.045
	14	13,500	750	0.064	13,000	570	0.052	11,000	410	0.040
	16	13,500	700	0.064	13,000	540	0.052	11,000	390	0.040
3	20	13,500	620	0.040	13,000	480	0.033	11,000	340	0.025
	10	12,000	940	0.176	11,000	640	0.143	10,000	490	0.110
	12	12,000	940	0.160	11,000	640	0.130	10,000	490	0.100
	16	10,500	750	0.104	10,000	580	0.085	9,000	440	0.065
	20	10,500	710	0.096	10,000	570	0.078	9,000	430	0.060
4	25	10,500	700	0.064	10,000	560	0.052	9,000	420	0.040
	30	10,500	600	0.056	10,000	550	0.046	9,000	410	0.035
	12	8,500	1,300	0.280	8,000	1,200	0.228	7,000	800	0.175
	16	8,500	1,300	0.224	8,000	1,200	0.182	7,000	800	0.140
	20	7,500	1,100	0.200	7,000	1,000	0.163	6,500	740	0.125
	25	7,500	1,000	0.128	7,000	920	0.104	6,500	730	0.080
6	30	7,500	950	0.120	7,000	850	0.098	6,500	660	0.075
	35	7,000	850	0.080	6,500	750	0.065	6,000	550	0.050
	20	6,000	1,100	0.360	5,500	870	0.293	5,000	600	0.225
8	30	5,000	800	0.350	4,200	700	0.290	4,200	590	0.200
	40	3,800	450	0.350	3,200	540	0.290	3,200	450	0.200
10	50	3,000	360	0.350	2,500	400	0.290	2,500	350	0.200
12	55	2,500	300	0.350	2,100	340	0.290	2,100	300	0.200

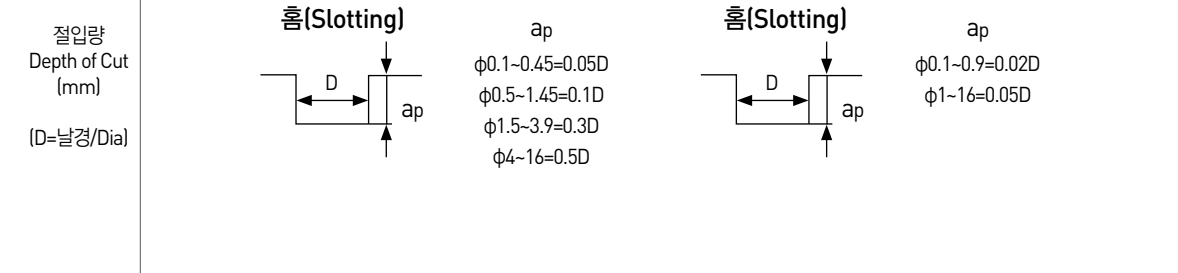
NOTE

- 정밀하고 강성이 있는 홀더와 장비를 사용해 주십시오.
 - ap는 축방향의 절입량을 표시합니다.
 - 피삭재와 가공형상에 따라 적절한 절삭유를 사용해 주십시오.
 - 절삭 조건표는 참고자료입니다. 실제 가공시에는 가공형상, 기계에 따라 조건을 조정해서 가공하시기 바랍니다.
- Use a rigid and precise machine and holder.
 - ap(mm) : Axial Depth of Cut
 - Use the appropriate coolant for the workpiece and machining shape.
 - The cutting condition table is a reference. In actual machining, adjust the conditions according to the machining shape and machine.

HME230 절삭조건 참고 자료

HME230 Cutting Conditions Reference Table

피삭재 Work Material	탄소강, 합금강, 주철 Carbon Steel, Alloy Steel, Cast Iron S50C, SCM, FC250		프리하든강 Prehardened Steel NAK, HPM		열처리강 Hardened Steel SKD61, STAVAX	
	~1000 N/mm ²		35~45 HRC		45~52 HRC	
날경 Dia	Spindle Speed (min ⁻¹)	Feed (mm/min)	Spindle Speed (min ⁻¹)	Feed (mm/min)	Spindle Speed (min ⁻¹)	Feed (mm/min)
0.1	40,000	20	40,000	16	40,000	12
0.2	32,000	90	32,000	35	32,000	30
0.3	32,000	109	32,000	55	23,000	30
0.4	32,000	122	27,000	59	17,500	30
0.5	29,500	124	22,000	60	14,000	30
0.6	24,500	125	18,500	60	11,500	30
0.8	18,500	125	13,500	65	8,700	30
1	14,500	125	11,000	65	7,000	30
1.5	10,500	125	8,000	65	5,000	40
2	8,400	125	6,300	69	4,000	41
2.5	7,800	125	6,000	72	3,600	43
3	6,400	150	4,500	76	2,750	45
4	5,000	180	3,500	90	2,200	50
5	4,300	235	3,000	98	1,900	55
6	3,600	235	2,500	100	1,550	55
8	2,700	235	1,900	100	1,150	50
10	2,100	225	1,500	95	950	50
12	1,800	225	1,250	95	800	45
16	1,400	190	960	85	600	35



NOTE

- 정밀하고 강성이 있는 홀더와 장비를 사용해 주십시오.
 - ap는 축방향의 절입량을 표시합니다.
 - 피삭재와 가공형상에 따라 적절한 절삭유를 사용해 주십시오.
 - 절삭 조건표는 참고자료입니다. 실제 가공시에는 가공형상, 기계에 따라 조건을 조정해서 가공하시기 바랍니다.
- Use a rigid and precise machine and holder.
 - ap(mm) : Axial Depth of Cut
 - Use the appropriate coolant for the workpiece and machining shape.
 - The cutting condition table is a reference. In actual machining, adjust the conditions according to the machining shape and machine.

HMRE430, WMRE430 절삭조건 참고 자료

HMRE430, WMRE430 Cutting Conditions Reference Table

HME430, WME430 절삭조건 참고 자료

HME430, WME430 Cutting Conditions Reference Table

WIDE-MAX Series										
HY-MAX Series										
피삭재 Work Material		탄소강, 합금강, 주철 Carbon Steel, Alloy Steel, Cast Iron S50C, SCM, FC250			프리하든강 Prehardened Steel NAK, HPM			열처리강 Hardened Steel SKD61, STAVAX		
		~1000 N/mm ²			35~45 HRC			45~55 HRC		
날경 Dia	유효장 Effective Length	Spindle Speed (min ⁻¹)	Feed (mm/min)	Depth of Cut ap(mm)	Spindle Speed (min ⁻¹)	Feed (mm/min)	Depth of Cut ap(mm)	Spindle Speed (min ⁻¹)	Feed (mm/min)	Depth of Cut ap(mm)
1	4	25,000	1,600	0.040	22,000	1,000	0.030	18,000	750	0.020
	6	20,000	1,200	0.030	18,000	750	0.020	14,000	500	0.015
	8	18,000	1,050	0.020	16,000	600	0.015	12,000	400	0.010
	10	16,000	900	0.015	14,000	500	0.010	10,000	320	0.010
	12	14,000	750	0.010	12,000	400	0.010	8,000	200	0.010
1.5	6	20,000	1,800	0.080	16,000	1,100	0.060	16,000	900	0.040
	8	18,000	1,500	0.070	14,000	900	0.050	14,000	750	0.030
	10	16,000	1,300	0.060	13,000	700	0.040	12,000	600	0.030
	12	14,000	1,050	0.050	12,000	600	0.030	10,000	500	0.020
2	6	16,000	2,100	0.120	14,000	1,400	0.100	12,000	1,100	0.060
	8	16,000	2,000	0.110	14,000	1,300	0.090	12,000	1,000	0.050
	10	16,000	1,800	0.100	14,000	1,200	0.080	12,000	900	0.050
	12	14,000	1,500	0.080	13,000	1,100	0.070	11,000	800	0.040
3	10	11,000	2,100	0.150	10,000	1,400	0.120	9,000	1,200	0.090
	12	11,000	2,000	0.150	10,000	1,350	0.120	9,000	1,150	0.080
	16	10,000	1,500	0.120	9,000	1,000	0.080	8,000	850	0.070
	20	9,000	1,200	0.100	8,000	750	0.070	7,000	600	0.060
	25	8,000	1,050	0.080	7,000	650	0.060	6,000	500	0.050
4	12	8,000	2,200	0.300	7,000	1,500	0.250	6,000	1,250	0.150
	16	8,000	2,100	0.250	7,000	1,400	0.200	6,000	1,150	0.100
	20	8,000	2,000	0.200	7,000	1,250	0.150	6,000	1,000	0.080
	25	7,000	1,700	0.150	6,000	1,050	0.100	5,000	800	0.070
6	30	7,000	1,500	0.120	6,000	950	0.080	5,000	750	0.050
	20	8,000	1,900	0.250	6,500	1,500	0.150	4,500	1,300	0.070
	30	5,000	1,150	0.250	4,200	1,050	0.150	4,200	900	0.070
8	40	3,200	720	0.250	3,000	630	0.150	2,900	580	0.070
10	50	2,800	760	0.250	2,600	620	0.150	2,500	560	0.070
12	55	2,500	700	0.250	2,100	500	0.150	2,100	470	0.070

NOTE

- 정밀하고 강성이 있는 홀더와 장비를 사용해 주십시오.
- 절입량의 a_p 는 축방향의 절입량을 표시합니다.
- 회전수와 테이블이송은 같은 비율로 조정해 주십시오.
- 상기 절삭조건표는 참고자료입니다. 실제 가공시에는 가공형상, 기계용량, 작업환경에 따라 조건을 조정해서 가공하시기 바랍니다.

- Use a rigid and precise machine and holder.
- a_p (mm) : Axial Depth of Cut
- Adjust both Spindle speed and Feed rate by the same proportion.
- The above conditions are only for reference. In actual machining conditions adjust these parameters according to the milling shape, machine capability and the operation environment.

WIDE-MAX Series							
HY-MAX Series							
피삭재 Work Material		탄소강, 합금강, 주철 Carbon Steel, Alloy Steel, Cast Iron S50C, SCM, FC250		프리하든강 Prehardened Steel NAK, HPM		열처리강 Hardened Steel SKD61, STAVAX	
		~1000 N/mm ²		35~45 HRC		45~55 HRC	
날경 Dia	Spindle Speed (min ⁻¹)	Feed (mm/min)	Spindle Speed (min ⁻¹)	Feed (mm/min)	Spindle Speed (min ⁻¹)	Feed (mm/min)	
1	20,000	312	14,000	147	9,500	114	
1.5	12,000	288	8,500	136	6,500	130	
2	10,000	320	7,000	140	5,000	160	
3	7,000	420	5,000	160	3,200	192	
4	5,000	480	4,000	192	2,500	230	
5	4,000	496	3,000	192	2,000	256	
6	3,500	546	2,500	200	1,600	243	
8	2,700	497	2,000	200	1,200	240	
10	2,100	462	1,500	210	1,000	240	
12	1,700	428	1,200	197	800	224	
16	1,300	416	1,000	176	600	192	

절입량
Depth of Cut
(mm)

(D=날경/Dia)

측면(Side)

측면(Side)

NOTE

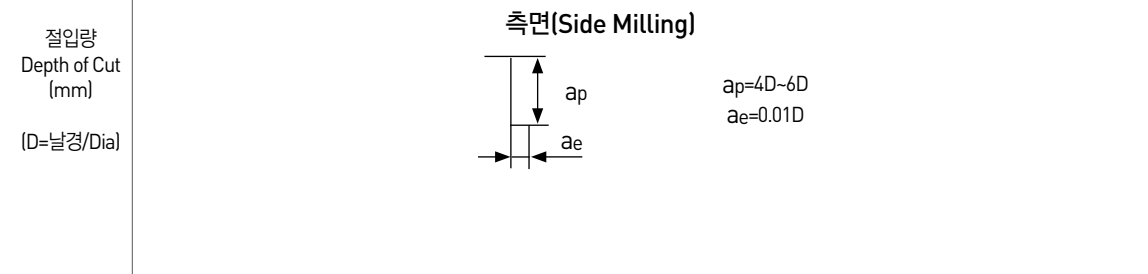
- 정밀하고 강성이 있는 홀더와 장비를 사용해 주십시오.
- a_e 는 반경방향의 절입량을 표시합니다.
- 피삭재와 가공형상에 따라 적절한 절삭유를 사용해 주십시오.
- 절삭 조건표는 참고자료입니다. 실제 가공시에는 가공형상, 기계에 따라 조건을 조정해서 가공하시기 바랍니다.

- Use a rigid and precise machine and holder.
- a_e (mm) : Radial Depth of Cut
- Use the appropriate coolant for the workpiece and machining shape.
- The cutting condition table is a reference. In actual machining, adjust the conditions according to the machining shape and machine.

HMEL430 절삭조건 참고 자료

HMEL430 Cutting Conditions Reference Table

피삭재 Work Material	탄소강, 합금강, 주철 Carbon Steel, Alloy Steel, Cast Iron S50C, SCM, FC250		프리하든강 Prehardened Steel NAK, HPM		열처리강 Hardened Steel SKD61, STAVAX	
	~1000 N/mm ²		35~45 HRC		45~52 HRC	
날경 Dia	Spindle Speed (min ⁻¹)	Feed (mm/min)	Spindle Speed (min ⁻¹)	Feed (mm/min)	Spindle Speed (min ⁻¹)	Feed (mm/min)
6	2,100	150	1,450	80	1,300	70
8	1,550	150	1,100	80	990	70
10	1,250	150	890	80	790	70
12	1,050	150	740	80	660	70



- NOTE**
1. 정밀하고 강성이 있는 홀더와 장비를 사용해 주십시오.
 2. a_p 는 축방향의 절입량을 표시합니다. a_e 는 반경방향의 절입량을 표시합니다.
 3. 피삭재와 가공형상에 따라 적절한 절삭유를 사용해 주십시오.
 4. 절삭 조건표는 참고자료입니다. 실제 가공시에는 가공형상, 기계에 따라 조건을 조정해서 가공하시기 바랍니다.
1. Use a rigid and precise machine and holder.
 2. a_p (mm) : Axial Depth of Cut / a_e (mm) : Radial Depth of Cut
 3. Use the appropriate coolant for the workpiece and machining shape.
 4. The cutting condition table is a reference. In actual machining, adjust the conditions according to the machining shape and machine.

CMRB230 절삭조건 참고 자료

CMRB230 Cutting Conditions Reference Table

피삭재 Work Material		동 Copper		
볼반경 Radius	유효장 Effective Length	Spindle Speed (min ⁻¹)	Feed (mm/min)	Depth of Cut a_p (mm)
R0.05	0.3	40,000	220	0.003
	0.5	40,000	170	0.002
	1	40,000	100	0.002
R0.1	1	40,000	320	0.012
	1.5	40,000	300	0.008
	2	40,000	200	0.007
R0.15	1	40,000	480	0.018
	1.5	40,000	480	0.013
	2	40,000	430	0.010
R0.2	3	40,000	400	0.007
	1	40,000	550	0.044
	2	40,000	550	0.031
R0.2	3	40,000	440	0.012
	4	40,000	400	0.006
	5	40,000	300	0.004
	6	30,000	220	0.002
	2	40,000	800	0.039
	3	35,000	630	0.033
R0.25	4	35,000	630	0.022
	5	35,000	630	0.020
	6	30,000	510	0.008
	8	30,000	510	0.004
	10	24,000	240	0.002
	2	40,000	1,200	0.046
R0.3	4	35,000	990	0.026
	6	35,000	940	0.017
	8	30,000	760	0.009
	10	24,000	430	0.006
	12	20,000	280	0.003
R0.4	2	40,000	1,440	0.088
	4	40,000	1,440	0.062
	6	35,000	1,130	0.035
	8	30,000	970	0.022
	10	24,000	520	0.011
12	20,000	360	0.004	

피삭재 Work Material		동 Copper		
볼반경 Radius	유효장 Effective Length	Spindle Speed (min ⁻¹)	Feed (mm/min)	Depth of Cut ap(mm)
R0.5	4	35,000	1,750	0.077
	6	30,000	1,350	0.044
	8	30,000	1,350	0.044
	10	30,000	1,350	0.028
	12	20,000	850	0.014
	14	20,000	720	0.011
R0.75	16	20,000	560	0.009
	6	30,000	1,980	0.110
	8	28,000	1,660	0.066
	10	28,000	1,660	0.066
	12	20,000	1,180	0.066
	14	18,000	1,010	0.055
R1	16	18,000	1,010	0.021
	20	16,000	890	0.019
	6	25,000	2,250	0.220
	8	25,000	2,250	0.154
	10	25,000	2,000	0.154
	12	18,000	1,440	0.088
R1.5	14	16,000	1,280	0.088
	16	16,000	1,150	0.088
	20	14,000	1,000	0.055
	12	18,000	2,700	0.231
	14	18,000	2,700	0.231
	16	18,000	2,430	0.231
R2	20	16,000	2,160	0.132
	25	16,000	2,160	0.088
	30	14,000	1,890	0.088
	16	14,000	2,800	0.308
	20	14,000	2,800	0.308
	25	12,000	2,160	0.176
R3	30	12,000	2,160	0.176
	20	12,000	3,120	0.550
	30	10,000	2,400	0.440

NOTE

- 정밀하고 강성이 있는 홀더와 장비를 사용해 주십시오.
 - ap는 축방향의 절삭량을 표시합니다.
 - 동 텅스텐(W70%-Cu30%) 절삭가공시, 절삭조건 참고수치의 회전수 와 피드를 약10% 낮추어 가공해 주십시오.
 - 피삭재와 가공형상에 따라 적절한 절삭유를 사용해 주십시오.
 - 절삭 조건표는 참고자료입니다. 실제 가공시에는 가공형상, 기계에 따라 조건을 조정해서 가공하시기 바랍니다.
- Use a rigid and precise machine and holder.
 - ap(mm) : Axial Depth of Cut
 - When cutting Copper Tungsten(W70%-Cu30%), reduce the cutting speed and feed rate by 10% for the reference value
 - Use the appropriate coolant for the workpiece and machining shape.
 - The cutting condition table is a reference. In actual machining, adjust the conditions according to the machining shape and machine.

CMRR230 절삭조건 참고 자료
CMRR230 Cutting Conditions Reference Table

피삭재 Work Material		동 Copper		
볼반경 Radius	유효장 Effective Length	Spindle Speed (min ⁻¹)	Feed (mm/min)	Depth of Cut ap(mm)
0.2	1	40,000	300	0.010
	1.5	35,000	180	0.005
0.3	1	40,000	500	0.020
	1.5	40,000	460	0.019
0.4	2	40,000	400	0.014
	1	40,000	560	0.030
	2	35,000	490	0.019
	3	30,000	360	0.017
0.5	4	30,000	360	0.010
	2	30,000	660	0.028
	3	30,000	660	0.020
	4	30,000	660	0.020
0.6	5	25,000	550	0.013
	6	25,000	500	0.010
	2	30,000	840	0.034
	4	30,000	720	0.023
0.8	6	25,000	500	0.014
	8	20,000	360	0.012
	4	30,000	780	0.038
	6	25,000	600	0.023
1	8	22,000	528	0.018
	4	30,000	1,260	0.046
	6	25,000	950	0.029
	8	22,000	830	0.029
	10	20,000	760	0.018
	12	18,000	610	0.018
1.5	6	24,000	1,100	0.048
	8	22,000	1,010	0.043
	10	20,000	920	0.043
	12	17,000	780	0.043
2	8	22,000	1,710	0.084
	10	17,000	1,220	0.072
	12	17,000	1,190	0.048
	14	16,000	1,120	0.048
3	16	16,000	1,120	0.048
	12	17,000	1,660	0.084
	16	17,000	1,660	0.060
	20	14,000	1,370	0.060

피삭재 Work Material		동 Copper		
볼반경 Radius	유효장 Effective Length	Spindle Speed (min ⁻¹)	Feed (mm/min)	Depth of Cut ap(mm)
4	16	12,000	2,000	0.156
	20	12,000	2,000	0.132
	25	12,000	2,000	0.120
6	20	12,000	3,000	0.200
8	24	12,000	3,500	0.300
10	30	10,500	3,500	0.400
12	30	8,500	4,000	0.400

NOTE

- 정밀하고 강성이 있는 홀더와 장비를 사용해 주십시오.
 - a_p 는 축방향의 절입량을 표시합니다.
 - 동 텅스텐(W70%-Cu30%) 절삭가공시, 절삭조건 참고수치의 회전수 와 피드를 약10% 낮추어 가공해 주십시오.
 - 피삭재와 가공형상에 따라 적절한 절삭유를 사용해 주십시오.
 - 절삭 조건표는 참고자료 입니다. 실제 가공시에는 가공형상, 기계에 따라 조건을 조정해서 가공하시기 바랍니다.
- Use a rigid and precise machine and holder.
 - a_p (mm) : Axial Depth of Cut
 - When cutting Copper Tungsten(W70%-Cu30%), reduce the cutting speed and feed rate by 10% for the reference value
 - Use the appropriate coolant for the workpiece and machining shape.
 - The cutting condition table is a reference. In actual machining, adjust the conditions according to the machining shape and machine.

CMRE230 절삭조건 참고 자료

CMRE230 Cutting Conditions Reference Table

피삭재 Work Material		동 Copper		
볼반경 Radius	유효장 Effective Length	Spindle Speed (min ⁻¹)	Feed (mm/min)	Depth of Cut ap(mm)
0.1	0.5	40,000	280	0.004
0.15	0.5	40,000	320	0.006
	1	40,000	250	0.004
0.2	1	40,000	390	0.013
	1.5	40,000	360	0.007
	2	40,000	320	0.005
0.3	1	40,000	450	0.025
	1.5	40,000	450	0.020
	2	40,000	410	0.014
0.4	3	35,000	360	0.010
	2	35,000	690	0.030
	3	35,000	560	0.019
0.5	4	30,000	480	0.012
	2	35,000	690	0.040
	3	35,000	560	0.024
	4	30,000	480	0.020
0.6	6	25,000	350	0.016
	2	35,000	990	0.050
	3	30,000	770	0.042
	4	30,000	770	0.029
0.8	6	25,000	570	0.018
	8	20,000	380	0.018
	2	35,000	990	0.090
	4	30,000	850	0.060
1	6	25,000	570	0.038
	8	22,000	500	0.024
	4	30,000	1,270	0.070
	6	25,000	1,020	0.042
1.5	8	22,000	850	0.042
	10	20,000	770	0.026
	12	18,000	540	0.026
	6	24,000	1,020	0.130
1.5	8	22,000	950	0.072
	10	20,000	860	0.072
	12	17,000	660	0.072

피삭재 Work Material		동 Copper		
볼반경 Radius	유효장 Effective Length	Spindle Speed (min ⁻¹)	Feed (mm/min)	Depth of Cut ap(mm)
2	6	20,000	1,260	0.240
	8	20,000	1,260	0.168
	10	20,000	1,260	0.168
	12	17,000	970	0.096
	16	15,000	770	0.096
	20	12,000	580	0.060
3	12	15,000	1,180	0.250
	16	14,000	1,000	0.144
	20	12,000	770	0.144
	25	10,000	640	0.096
	30	8,500	480	0.096
4	12	12,000	2,160	0.480
	16	12,000	2,160	0.336
	20	11,000	1,980	0.336
	25	8,500	1,370	0.192
	30	8,500	1,370	0.192

NOTE

- 정밀하고 강성이 있는 홀더와 장비를 사용해 주십시오.
- ap는 축방향의 절입량을 표시합니다.
- 동 텅스텐(W70%-Cu30%) 절삭가공시, 절삭조건 참고수치의 회전수 와 피드를 약10% 낮추어 가공해 주십시오.
- 피삭재와 가공형상에 따라 적절한 절삭유를 사용해 주십시오.
- 절삭 조건표는 참고자료입니다. 실제 가공시에는 가공형상, 기계에 따라 조건을 조정해서 가공하시기 바랍니다.

- Use a rigid and precise machine and holder.
- ap(mm) : Axial Depth of Cut
- When cutting Copper Tungsten(W70%-Cu30%), reduce the cutting speed and feed rate by 10% for the reference value
- Use the appropriate coolant for the workpiece and machining shape.
- The cutting condition table is a reference. In actual machining, adjust the conditions according to the machining shape and machine.

CME230 절삭조건 참고 자료

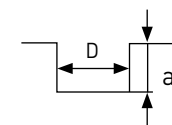
CME230 Cutting Conditions Reference Table

피삭재 Work Material	동 COPPER				
	Spindle Speed (min ⁻¹)	홈가공 Slotting		측면가공 Side Milling	
		Feed (mm/min)	Depth of Cut ap(mm)	Feed (mm/min)	Depth of Cut ap(mm)
0.1×0.15	40,000	25	0.005	60	0.150
1×2.5	22,500	100	0.3	260	1.5
1×4	16,000			150	4.0
2×6	9,500	80	1.0	180	6.0
2×8	8,000			160	8.0
3×10	6,500	85	1.5	180	9.0
4×12	5,000	100	2.0	220	12.0
6×15	3,200	125	3.0	280	15.0
8×20	2,400	125	4.0	280	20.0
10×25	2,000	125	5.0	280	25.0
12×30	1,600	125	6.0	280	30.0

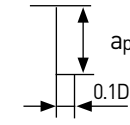
절입량
Depth of Cut
(mm)

(D=날경/Dia)

홈(Slotting)



측면(Side Milling)



NOTE

- 정밀하고 강성이 있는 홀더와 장비를 사용해 주십시오.
- ap는 축방향의 절입량을 표시합니다.
- 동 텅스텐(W70%-Cu30%) 절삭가공시, 절삭조건 참고수치의 회전수 와 피드를 약10% 낮추어 가공해 주십시오.
- 피삭재와 가공형상에 따라 적절한 절삭유를 사용해 주십시오.
- 절삭 조건표는 참고자료입니다. 실제 가공시에는 가공형상, 기계에 따라 조건을 조정해서 가공하시기 바랍니다.

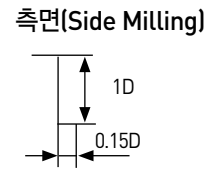
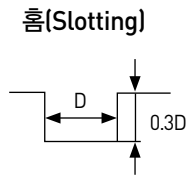
- Use a rigid and precise machine and holder.
- ap(mm) : Axial Depth of Cut
- When cutting Copper Tungsten(W70%-Cu30%), reduce the cutting speed and feed rate by 10% for the reference value
- Use the appropriate coolant for the workpiece and machining shape.
- The cutting condition table is a reference. In actual machining, adjust the conditions according to the machining shape and machine.

ALE345 절삭조건 참고 자료

ALE345 Cutting Conditions Reference Table

피삭재 Work Material	알루미늄 합금 A5052 Aluminum Alloy A5052		
	Spindle Speed (min ⁻¹)	홈가공 Slotting	측면가공 Side Milling
날경 Dia			Feed (mm/min)
1	10,000	300	800
1.5	10,000	500	1,100
2	10,000	700	1,500
3	10,000	1,000	2,200
4	10,000	1,300	2,400
5	10,000	1,600	2,900
6	10,000	2,000	3,200
8	8,000	2,200	3,700
10	6,500	2,200	3,700
12	5,500	2,200	3,700

절입량
Depth of Cut
(mm)
(D=날경/Dia)



NOTE

- 정밀하고 강성이 있는 홀더와 장비를 사용해 주십시오.
- 알루미늄 가공에는 수용성 절삭유 사용을 권장합니다.
- 절삭 조건표는 참고자료입니다. 실제 가공시에는 가공형상, 기계에 따라 조건을 조정해서 가공하시기 바랍니다.

- Use a rigid and precise machine and holder.
- We recommend using water soluble coolant for aluminum machining.
- The cutting condition table is a reference. In actual machining, adjust the conditions according to the machining shape and machine.

DMRB230 절삭조건 참고 자료

DMRB230 Cutting Conditions Reference Table

피삭재 Work Material		흑연 Graphite		
볼반경 Radius	유효장 Effective Length	Spindle Speed (min ⁻¹)	Feed (mm/min)	Depth of Cut ap(mm)
R0.1		20,000~40,000	200~300	0.020
R0.15		20,000~40,000	200~450	0.030
R0.2		20,000~40,000	450~950	0.040
R0.25		20,000~40,000	400~950	0.050
R0.3	6	20,000~40,000	450~950	0.060
	10	20,000~32,000	400~650	0.050
	15	10,000~15,000	150~200	0.030
R0.4	20	7,000~9,000	90~130	0.020
	6	20,000~40,000	500~1,000	0.070
	10	20,000~40,000	450~700	0.060
R0.5	15	10,000~15,000	200~250	0.040
	20	7,000~9,000	100~140	0.030
	4	20,000~40,000	600~1,200	0.100
R0.5	6	20,000~40,000	550~1,100	0.100
	10	20,000~32,000	550~950	0.100
	16	18,000~23,000	400~500	0.080
	20	12,000~18,000	200~300	0.070
	30	5,000~8,000	90~140	0.040
	40	5,000~7,000	80~120	0.030
R0.75	6	20,000~40,000	900~1,800	0.150
	10	20,000~38,000	850~1,600	0.150
	16	20,000~30,000	850~1,300	0.150
	20	18,000~22,000	650~750	0.150
R1	30	9,000~12,000	250~300	0.100
	6	20,000~40,000	1,400~2,800	0.200
	10	20,000~40,000	1,300~2,500	0.200
	16	18,000~27,000	1,300~1,800	0.200
	20	18,000~23,000	1,100~1,500	0.200
	30	12,000~16,000	600~850	0.200
	40	4,000~6,000	200~350	0.150
R1.5	50	4,000~6,000	200~300	0.100
	16	15,000~20,000	1,600~2,000	0.400
	20	15,000~20,000	1,500~2,000	0.300
	30	15,000~20,000	1,100~1,600	0.300
	40	9,000~12,000	700~1,000	0.200
R2	50	4,000~7,500	300~500	0.150
	20	14,000~20,000	2,000~3,000	0.400
	40	9,000~12,000	1,300~1,700	0.400

피삭재 Work Material		흑연 Graphite		
볼반경 Radius	유효장 Effective Length	Spindle Speed (min ⁻¹)	Feed (mm/min)	Depth of Cut a _p (mm)
R3	25	9,000~20,000	2,000~4,500	0.600
	40	6,000~10,000	1,300~2,200	0.500
	50	5,000~9,000	1,050~2,000	0.400
R4	40	7,000~16,000	1,800~3,500	0.800
R5	50	6,000~12,000	1,400~3,000	1.000
R6	55	5,000~10,000	1,100~2,500	1.200

NOTE

1. 정밀하고 강성이 있는 홀더와 장비를 사용해 주십시오.
2. a_p는 축방향의 절입량을 표시합니다.
3. 흑연 가공에는 건식가공을 권장합니다.
4. 절삭 조건표는 참고자료입니다. 실제 가공시에는 가공형상, 기계에 따라 조건을 조정해서 가공하시기 바랍니다.

1. Use a rigid and precise machine and holder.
2. a_p(mm) : Axial Depth of Cut
3. Air blow cooling is recommended for graphite machining.
4. The cutting condition table is a reference. In actual machining, adjust the conditions according to the machining shape and machine.

DMRR430 절삭조건 참고 자료

DMRR430 Cutting Conditions Reference Table

피삭재 Work Material		흑연 Graphite			
볼반경 Radius	유효장 Effective Length	Spindle Speed (min ⁻¹)	Feed (mm/min)	Depth of Cut a _p (mm)	Depth of Cut a _e (mm)
2×R0.2	12	12,000~16,000	1,500~2,000	0.20	1.20
	16	9,000~12,000	1,100~1,500	0.20	1.20
	20	8,000~11,000	1,000~1,300	0.18	1.00
	30	7,000~9,000	800~1,000	0.15	1.00
3×R0.2	20	8,000~12,000	1,300~1,800	0.20	1.80
	40	4,000~7,000	700~1,100	0.15	1.60
3×R0.5	20	8,000~12,000	1,300~1,800	0.20	1.30
	40	4,000~7,000	700~1,100	0.15	1.20
4×R0.2	30	9,000~13,000	2,300~3,500	0.35	2.80
4×R0.5	30	9,000~13,000	2,300~3,500	0.35	2.40
6×R0.5	30	7,000~12,000	2,500~4,000	1.50	4.00
6×R1	30	7,000~12,000	2,500~4,000	1.50	3.20
8×R0.5	40	7,000~10,000	2,500~4,000	2.00	5.60
8×R1	40	7,000~10,000	2,500~4,000	2.00	4.80
10×R0.5	50	4,000~8,000	1,500~3,000	2.50	7.20
10×R1	50	4,000~8,000	1,500~3,000	2.50	6.40
12×R0.5	55	3,000~6,000	1,100~2,500	3.00	9.00
12×R1	55	3,000~6,000	1,100~2,500	3.00	8.00

NOTE

1. 정밀하고 강성이 있는 홀더와 장비를 사용해 주십시오.
2. a_p는 축방향의 절입량을 표시합니다. a_e는 반경방향의 절입량을 표시합니다.
3. 흑연 가공에는 건식가공을 권장합니다.
4. 절삭 조건표는 참고자료입니다. 실제 가공시에는 가공형상, 기계에 따라 조건을 조정해서 가공하시기 바랍니다.

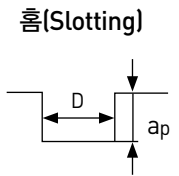
1. Use a rigid and precise machine and holder.
2. a_p(mm) : Axial Depth of Cut / a_e(mm) : Radial Depth of Cut
3. Air blow cooling is recommended for graphite machining.
4. The cutting condition table is a reference. In actual machining, adjust the conditions according to the machining shape and machine.

DMRE230 절삭조건 참고 자료

DMRE230 Cutting Conditions Reference Table

피삭재 Work Material		흑연 Graphite		
볼반경 Radius	유효장 Effective Length	Spindle Speed (min ⁻¹)	Feed (mm/min)	Depth of Cut ap(mm)
0.2	1	40,000	160	<0.1D
0.3	1.5	40,000	240	<0.1D
0.4	3	30,000	240	<0.1D
0.5	4	30,000	300	<0.15D
0.6	4	30,000	360	<0.15D
0.8	6	25,000	400	<0.15D
1	6	16,000	420	<0.15D
	8	16,000	380	<0.15D
	10	16,000	320	<0.15D
	12	16,000	320	<0.15D
	16	12,000	240	<0.1D
	20	10,000	200	<0.1D
1.5	8	16,000	450	<0.15D
	10	16,000	420	<0.15D
	12	16,000	420	<0.15D
	16	12,000	320	<0.1D
2	10	16,000	480	<0.15D
	12	16,000	480	<0.15D
	16	12,000	360	<0.1D
	20	10,000	300	<0.1D
3	20	10,000	400	<0.5D
	30	9,000	360	<0.5D
4	30	9,000	540	<0.5D

절입량
Depth of Cut
(mm)
(D=날경/Dia)



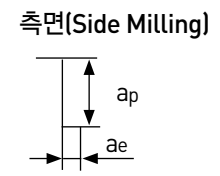
- NOTE**
- 정밀하고 강성이 있는 홀더와 장비를 사용해 주십시오.
 - ap는 축방향의 절입량을 표시합니다.
 - 흑연 가공에는 건식가공을 권장합니다.
 - 절삭 조건표는 참고자료입니다. 실제 가공시에는 가공형상, 기계에 따라 조건을 조정해서 가공하시기 바랍니다.
- Use a rigid and precise machine and holder.
 - ap(mm) : Axial Depth of Cut
 - Air blow cooling is recommended for graphite machining.
 - The cutting condition table is a reference. In actual machining, adjust the conditions according to the machining shape and machine.

DME430, DMRE430 절삭조건 참고 자료

DME430, DMRE430 Cutting Conditions Reference Table

피삭재 Work Material	흑연 Graphite			
날경 Dia	Spindle Speed (min ⁻¹)	Feed (mm/min)	Depth of Cut ap(mm)	Depth of Cut ae(mm)
1	30,000	1,200	1D	0.05D
1.5	25,000	1,200	1D	0.05D
2	22,000	1,500	1D	0.05D
3	20,000	2,200	1.5D	0.05D
4	18,000	2,300	1.5D	0.05D
5	13,000	2,600	1.5D	0.05D
6	12,000	3,000	1.5D	0.05D
8	10,000	2,800	1.5D	0.05D
10	8,500	2,500	2D	0.05D
12	7,200	2,200	2D	0.05D

절입량
Depth of Cut
(mm)
(D=날경/Dia)



- NOTE**
- 정밀하고 강성이 있는 홀더와 장비를 사용해 주십시오.
 - ap는 축방향의 절입량을 표시합니다. ae는 반경방향의 절입량을 표시합니다.
 - 흑연 가공에는 건식가공을 권장합니다.
 - 절삭 조건표는 참고자료입니다. 실제 가공시에는 가공형상, 기계에 따라 조건을 조정해서 가공하시기 바랍니다.
- Use a rigid and precise machine and holder.
 - ap(mm) : Axial Depth of Cut / ae(mm) : Radial Depth of Cut
 - Air blow cooling is recommended for graphite machining.
 - The cutting condition table is a reference. In actual machining, adjust the conditions according to the machining shape and machine.

CHC200, HMCHC200 절삭조건 참고 자료

CHC200, HMCHC200 Cutting Conditions Reference Table


피삭재 Work Material	탄소강, 합금강, 주철 Carbon Steel, Alloy Steel, Cast Iron S50C, SCM, FC250		프리하드강 Prehardened Steel NAK, HPM	
	~1000 N/mm ²		35~45 HRC	
샙크경 Shank Dia	Spindle Speed (min ⁻¹)	Feed (mm/min)	Spindle Speed (min ⁻¹)	Feed (mm/min)
4	2,000~4,000	46~69	1,200~2,400	27~42
6	1,300~2,700	34~50	800~1,600	20~31
8	1,000~2,000	30~43	600~1,200	19~30
10	800~1,600	28~39	600~1,200	15~23
12	700~1,300	26~37	400~800	14~22

절입량 Depth of Cut (mm)	
-----------------------------	--

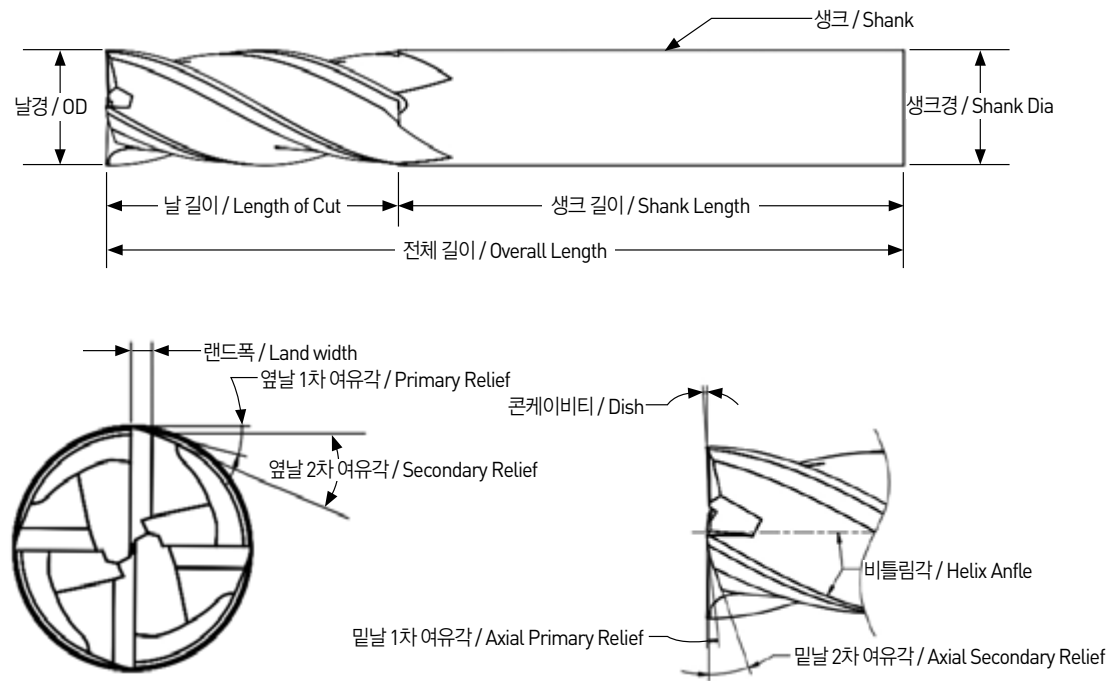
NOTE

- 정밀하고 강성이 있는 홀더와 장비를 사용해 주십시오.
 - 피삭재와 가공형상에 따라 적절한 절삭유를 사용해 주십시오.
 - 절삭 조건표는 참고자료입니다. 실제 가공시에는 가공형상, 기계에 따라 조건을 조정해서 가공하시기 바랍니다.
-
- Use a rigid and precise machine and holder.
 - Use the appropriate coolant for the workpiece and machining shape.
 - The cutting condition table is a reference. In actual machining, adjust the conditions according to the machining shape and machine.

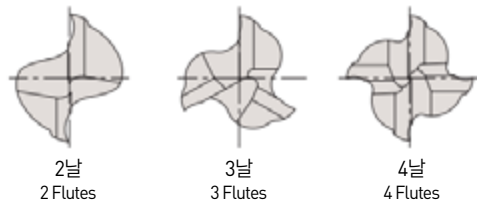
TECHNICAL INFORMATION



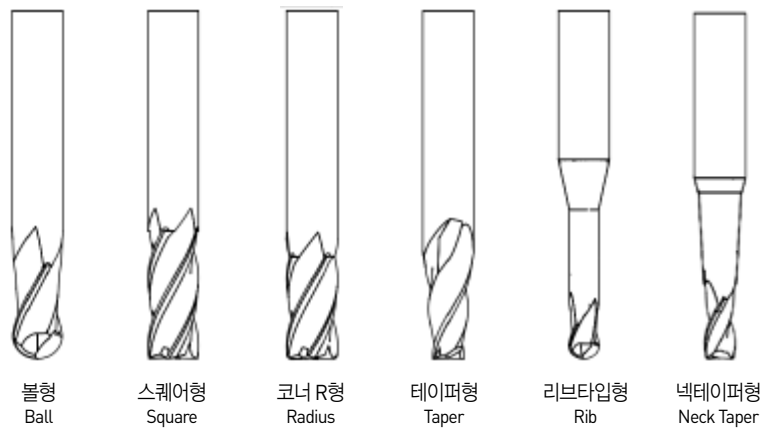
엔드밀 각 부위의 명칭 (Terminology for each part of the end mill)



엔드밀 날수 (Number of flutes)



엔드밀의 형상 (End mill shape)



절삭 조건 계산식 (Calculation of milling conditions)

$$\text{절삭속도 (Vc)} = \frac{\pi \times D \times n}{1,000}$$

Cutting Speed

$$\text{회전수 (n)} = \frac{Vc}{\pi \times D} \times 1,000$$

Spindle Speed

$$\text{테이블이송 (Vf)} = n \times fz \times Z$$

Feed

$$\text{한날당이송 (fz)} = \frac{Vf}{n \times Z}$$

Feed per tooth

Vc = 절삭속도 (m/min)
Cutting Speed

π = 3.14 (원주율)
The circular constant

D = 날경 (mm)
Diameter

n = 회전수 (min⁻¹)
Spindle speed

Vf = 테이블이송 (mm/min)
Feed

fz = 한날당이송 (mm/tooth)
Feed per tooth

Z = 날수
Number of flutes

절삭 조건 사용 요령 (Using the milling conditions)

- 가공할 피삭재의 종류 또는 그 피삭재 경도에 대한 절삭속도(Vc)값을 결정한다.
 - 사용 공구의 외경을 알고 있기에 계산식에 따라 회전수와 이송을 구한다.
 - 축방향(ap)과 반경방향(ae)의 가공 절입량을 결정한다,
 - 기계 스피들이 밀링조건 기준표 값보다 작을 경우, 이송속도를 동일한 속도로 감소시킨다.
- Decide the cutting speed(Vc) on the type of workpiece or its hardness,
 - Knowing the diameter of the tool, we can set spindle speed(n) and Feed(Vf).
 - Set the Axial(ap) and Radial(ae) depth of cut.
 - If the machine spindle is less than value of milling conditions reference table, reduce the feed rate to the same rate.

경도 환산표 (Hardness conversion table)

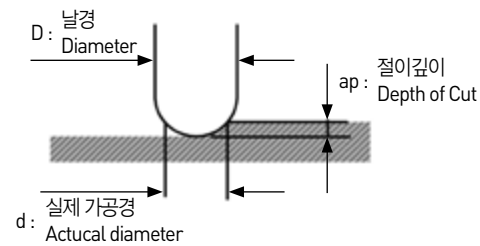
로크웰경도 C 스케일 (HRC)	비커스경도 (HV)	브리넬경도 10mm구 하중 3000Kgf표준구 (HB)	로크웰경도 A 스케일 (HRA)	쇼어경도 (HS)	인장강도 (근사치) N/mm ²
Rockwell Hardness C Scale 150kg Brale (HRC)	Diamond Pyramid Hardness Number Vickers (HV)	Brinell Hardness Standard 10mm Ball 3000Kgf (HB)	Rockwell Hardness A Scale 60kg Brale (HRA)	Shore Scleroscope Hardness Number (HS)	Approx Tensile Strength N/mm ²
80.5	1900		93.1		
79.2	1800		92.6		
77.9	1700		91.9		
76.6	1600		91.3		
75.3	1500		90.5		
74.6	1450		90.1		
74.0	1400		89.6		
73.4	1350		89.1		
72.7	1300		88.7		
72.1	1250		88.3		
71.5	1200		87.9		
70.9	1150		87.5		
70.8	1100		87.1		
69.6	1050		86.6		
68.9	1000		86.2		
68.0	940		85.6	97	
67.5	920		85.3	96	
67.0	900		85.0	95	
66.4	880		84.7	93	
65.9	860		84.4	92	
65.3	840		84.1	91	
64.7	820		83.8	90	
64.0	800		83.4	88	
63.3	780		83.0	87	
62.5	760		82.6	86	
61.8	740		82.2	84	
61.0	720		81.8	83	
60.1	700		81.3	81	
59.7	690		81.1		
59.2	680		80.8	80	
58.8	670		80.6		
58.3	660		80.3	79	
57.8	650		80.0		
57.3	640		79.8	77	
56.8	630		79.5		
56.3	620		79.2	75	
55.7	610		78.6		
55.2	600		78.9	74	
54.7	590		78.4		2055
54.1	580		78.0	72	2020
53.6	570		77.8		1985
53.0	560		77.4	71	1950
52.3	550	[505]	77.0		1905
51.7	540	[496]	76.7	69	1860
51.1	530	[488]	76.4		1825
50.5	520	[480]	76.1	67	1795
49.8	510	[473]	75.7		1750
49.1	500	[465]	75.3	66	1750
48.4	490	[456]	74.9		1660
47.7	480	448	74.5	64	1620

로크웰경도 C 스케일 (HRC)	비커스경도 (HV)	브리넬경도 10mm구 하중 3000Kgf표준구 (HB)	로크웰경도 A 스케일 (HRA)	쇼어경도 (HS)	인장강도 (근사치) N/mm ²
Rockwell Hardness C Scale 150kg Brale (HRC)	Diamond Pyramid Hardness Number Vickers (HV)	Brinell Hardness Standard 10mm Ball 3000Kgf (HB)	Rockwell Hardness A Scale 60kg Brale (HRA)	Shore Scleroscope Hardness Number (HS)	Approx Tensile Strength N/mm ²
46.9	470	442	74.1		1570
46.1	460	433	73.6	62	1530
45.3	450	425	73.3		1495
44.5	440	415	72.8	59	1460
43.6	430	405	72.3		1410
42.7	420	397	71.8	57	1370
41.8	410	388	71.4		1330
40.8	400	379	70.8	55	1290
39.8	390	369	70.3		1240
38.8	380	360	69.8	52	1205
37.7	370	350	69.2		1170
36.6	360	341	68.7	50	1130
35.5	350	331	68.1		1095
34.4	340	322	67.6	47	1070
33.3	330	313	67.0		1035
32.2	320	303	66.4	45	1005
31.0	310	294	65.8		980
29.8	300	284	65.2	42	950
29.2	295	280	64.8		935
28.5	290	275	64.5	41	915
27.8	285	270	64.2		905
27.1	280	265	63.8	40	890
26.4	275	261	63.5		875
25.6	270	256	63.1	38	855
24.8	265	252	62.7		840
24.0	260	247	62.4	37	825
23.1	255	243	62.0		805
22.2	250	238	61.6	36	795
21.3	245	233	61.2		780
20.3	240	228	60.7	34	765
[18.0]	230	219		33	730
[15.7]	220	209		32	695
[13.4]	210	200		30	670
[11.0]	200	190		29	635
[8.5]	190	181		28	605
[6.0]	180	171		26	580
[3.0]	170	162		25	545
[0.0]	160	152		24	515
	150	143		22	490
	140	133		21	455
	130	124		20	425
	120	114			390
	110	105			
	100	95			
	95	90			
	90	86			
	85	81			

볼 엔드밀의 가공시 실제 가공경 (Actual Diameter of Ball End Mill)

볼 반경 R	외경 D	절입깊이 ap(mm) Depth of Cut ap(mm)															
		0.01	0.02	0.03	0.04	0.05	0.08	0.1	0.15	0.2	0.3	0.4	0.5	0.8	1	2	3
0.1	0.2	0.087	0.12	0.143	0.16	0.173	0.196	0.2									
0.2	0.4	0.125	0.174	0.211	0.24	0.265	0.32	0.35	0.39	0.4							
0.3	0.6	0.154	0.215	0.262	0.299	0.332	0.41	0.45	0.52	0.57	0.6						
0.4	0.8	0.178	0.25	0.304	0.349	0.387	0.48	0.53	0.62	0.69	0.77	0.8					
0.5	1	0.199	0.28	0.341	0.392	0.436	0.54	0.6	0.71	0.8	0.92	0.98	1				
1	2	0.282	0.398	0.486	0.56	0.624	0.78	0.87	1.05	1.2	1.43	1.6	1.73	1.96	2		
1.5	3	0.346	0.488	0.597	0.688	0.768	0.97	1.08	1.31	1.5	1.8	2.04	2.24	2.65	2.83		
2	4	0.399	0.564	0.69	0.796	0.889	1.12	1.25	1.52	1.74	2.11	2.4	2.65	3.2	3.46	4	
3	6	0.489	0.692	0.846	0.977	1.091	1.38	1.54	1.87	2.15	2.62	2.99	3.32	4.08	4.47	5.66	6
4	8	0.565	0.799	0.978	1.129	1.261	1.59	1.78	2.17	2.5	3.04	3.49	3.87	4.8	5.29	6.93	7.75
5	10	0.632	0.894	1.094	1.262	1.411	1.78	1.99	2.43	2.8	3.41	3.92	4.36	5.43	6	8	9.17
6	12	0.693	0.979	1.198	1.383	1.546	1.95	2.18	2.67	3.07	3.75	4.31	4.8	5.99	6.63	8.94	10.39

볼 엔드밀 가공시 실제 가공경의 계산식 (Calculation of Actual Diameter)



$$d = 2 \sqrt{ap(D - ap)}$$

- 따라서, 볼 엔드밀의 끝부분만을 사용할 때에는, 절삭 조건에서 공구경 D값을 좀 더 작게 설정할 필요가 있습니다.
- When cutting work by using only a ball end cutting part of a ball end mill, set D to a smaller value according to the milling condition.

WIDE-MAX와 타사품의 공구 마모량과 가공면 조도 비교


Comparison of tool wear and surface finish of WIDE-MAX and competitor

- ◆ 피삭재 : SKD61 (HRC50)
- ◆ 가공 아이템 : 테스트 샘플 (피삭재 사이즈 59.8 × 34.6 × 39.7)
- ◆ 사용공구 : WIDE-MAX (WMRB230 R1 × 8)
- Work Material : SKD61 (HRC50)
- Cutting Item : Test Sample (Work Size 59.8 × 34.6 × 39.7)
- Tool : WIDE-MAX (WMRB230 R1 × 8)

사용공구 Tool	R1 × 8	절입깊이 ap(mm) Depth of cut	0.03 × 0.04
회전수(min ⁻¹) Spindle speed	15,000	절삭유 Coolant	비수용성 절삭유 Oil
이송(mm/min) Feed	1,200	가공시간 Cutting time	1시간 1hr


공구 마모 비교 Comparison of tool wear

- ◆ WIDE-MAX Rib Ball
Model : WMRB230-02008



마모량(Tool wear) 0.017mm

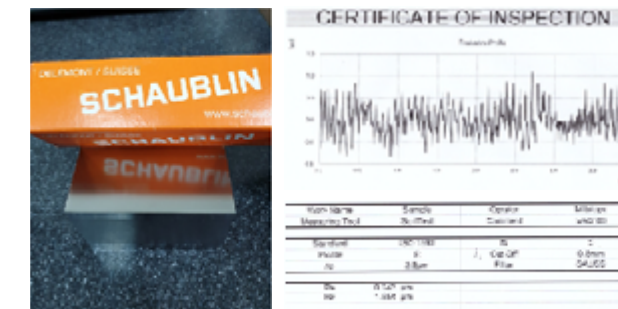
- ◆ 타사 엔드밀 Competitor tool



마모량(Tool wear) 0.03mm

가공면 비교 Comparison of cutting surface

- ◆ WIDE-MAX Rib Ball
Model : WMRB230-02008



면조도(Surface roughness) Ra0.243μm

- ◆ 타사 엔드밀 Competitor tool



면조도(Surface roughness) Ra0.656μm

Comment

WIDE-MAX 볼은 동일한 가공조건에서 타사공구 대비 탁월한 가공면을 보여 주었습니다.
WIDE-MAX BALL showed superior machining surface compared to other tools under the same machining conditions.

SUS304 가공 후 공구 마모량과 가공면 조도 비교

Comparison of tool wear and cutting surface roughness after machining SUS304

◆ 피삭재 : SUS304

◆ 사용공구 : WIDE-MAX (WMRB230 R1 × 12)
HY-MAX (HMRB230 R1 × 12)


• Work Material : SUS304

• Tool : WIDE-MAX (WMRB230 R1 × 12)
HY-MAX (HMRB230 R1 × 12)

사용공구 Tool	R1 × 12	절입깊이[apxae(mm)] Depth of cut	0.06 × 0.04
회전수(min ⁻¹) Spindle speed	17,000	절삭유 Coolant	비수용성 절삭유 Oil
이송(mm/min) Feed	1,300	가공시간 Cutting time	1시간 40분 1hr 40min


공구 마모 비교 Comparison of tool wear

◆ WIDE-MAX Rib Ball
Model : WMRB230-02012



마모량(Tool wear) 0.01mm

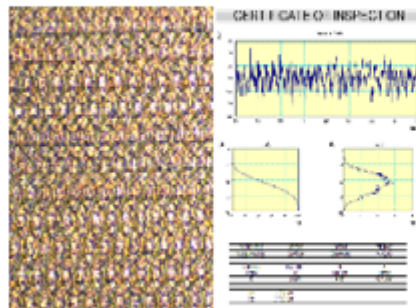
◆ WIDE-MAX Rib Ball
Model : HMRB230-02012



마모량(Tool wear) 0.021mm

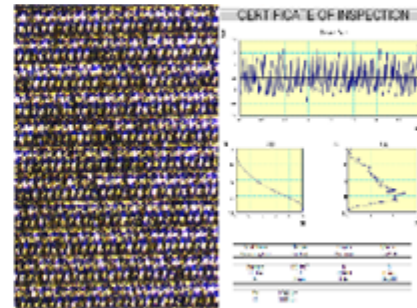
가공면 비교 Comparison of cutting surface

◆ WIDE-MAX Rib Ball
Model : WMRB230-02012



면조도(Surface roughness) Ra0.110µm

◆ WIDE-MAX Rib Ball
Model : HMRB230-02012



면조도(Surface roughness) Ra0.742µm

Comment

동일한 공구 크기를 사용하여 공구 마모와 표면 조도를 기존 제품과 비교했습니다.
SUS304 가공에서 WMRB230은 기존 제품 HMRB230에 비해 공구 수명이 약 2배 증가했습니다.
또한 절삭면에서 고품질의 표면 조도를 실현했습니다.

Compare tool wear and surface finish to conventional products using the same tool size.
In SUS304 machining, WMRB230 has a tool life increase of approximately 2 times compared to the conventional HMRB230.
In addition, realized high-quality surface roughness on cutting face.

S45C 가공 후 공구 마모량과 가공면 조도 비교

Comparison of tool wear and cutting surface roughness after machining S45C

◆ 피삭재 : S45C (<800N/mm²)

◆ 사용공구 : WIDE-MAX (WMRB230 R1 × 8)
HY-MAX (HMRB230 R1 × 8)


• Work Material : S45C (<800N/mm²)

• Tool : WIDE-MAX (WMRB230 R1 × 8)
HY-MAX (HMRB230 R1 × 8)

사용공구 Tool	R1 × 8	절입깊이[apxae(mm)] Depth of cut	0.07 × 0.04
회전수(min ⁻¹) Spindle speed	18,000	절삭유 Coolant	비수용성 절삭유 Oil
이송(mm/min) Feed	1,700	가공시간 Cutting time	1시간 20분 1hr 20min


공구 마모 비교 Comparison of tool wear

◆ WIDE-MAX Rib Ball
Model : WMRB230-02008



마모량(Tool wear) 0.022mm

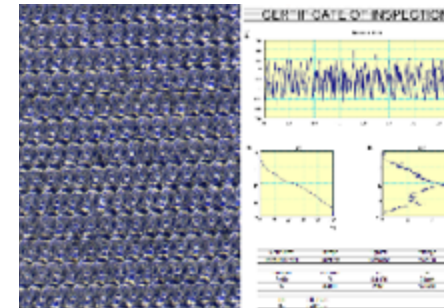
◆ WIDE-MAX Rib Ball
Model : HMRB230-02008



마모량(Tool wear) 0.068mm


가공면 비교 Comparison of cutting surface

◆ WIDE-MAX Rib Ball
Model : WMRB230-02008



면조도(Surface roughness) Ra0.883µm

◆ WIDE-MAX Rib Ball
Model : HMRB230-02008



면조도(Surface roughness) Ra1.512µm

Comment

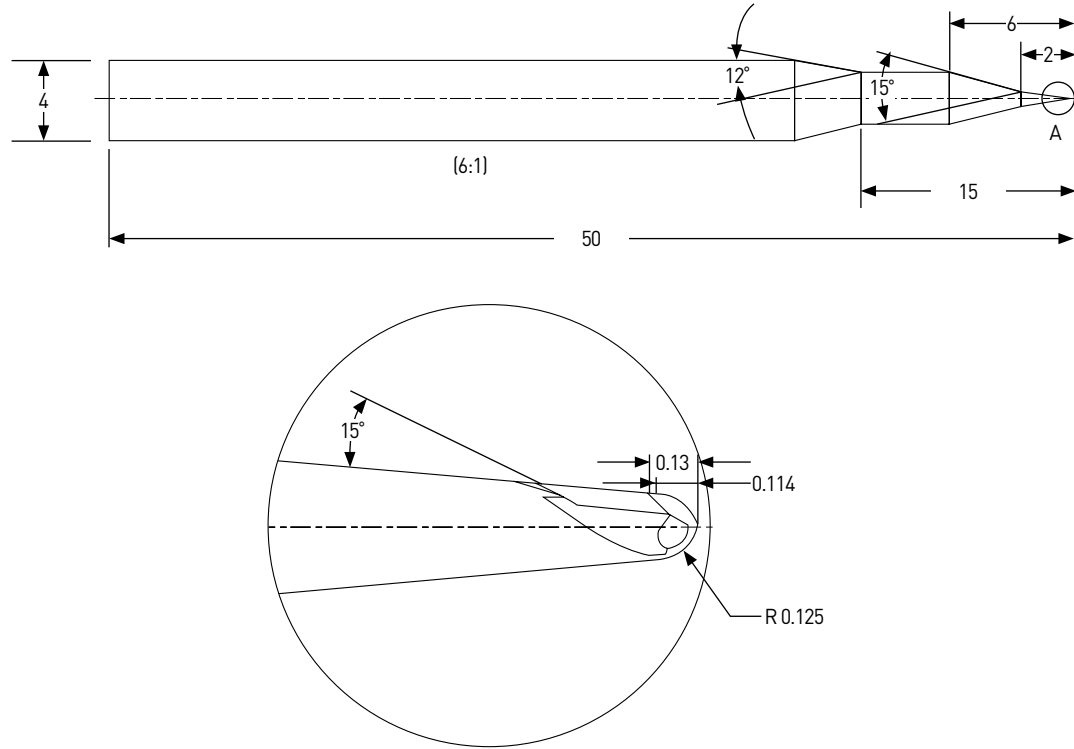
동일한 공구 크기를 사용하여 공구 마모와 표면 조도를 기존 제품과 비교했습니다.
S45C 가공에서 WMRB230은 기존 제품 HMRB230에 비해 공구 수명이 약 3배 증가했습니다.
또한, 가공면 조도가 약 2배 향상되었습니다.

Compare tool wear and surface finish to conventional products using the same tool size.
In S45C machining, WMRB230 has a tool life increase of approximately 3 times compared to the conventional HMRB230.
In addition, the cutting surface roughness has been improved by about 2 times.

UM과 타사(A,B,C 사) 엔드밀과의 절삭성능 비교

Comparison of performance with competitor's A, B, C

- ◆ 피삭재 : STAVAX (HRC52) • Work Material : STAVAX (HRC52)
- ◆ 사용공구 : HY-MAX (HMTNB230 R0.25 × 테이퍼넥5° × 15) • Tool : HY-MAX (HMTNB230 R0.25 × Taper Neck 5° × 15)
- ◆ 가공아이템 : 금형 각인 • Cutting Item : Engraving Mold



사용공구 Tool	R0.25(Taper5°) × 15	절입깊이 apxae(mm) Depth of cut	0.005
회전수(min⁻¹) Spindle speed	35,000	절삭유 Coolant	Oil mist Oil mist
이송(mm/min) Feed	75	가공시간 Cutting time	3시간 10분 / 256개 3hr 10min / 256EA



LOGO 각인용 공구 테스트 (A社)

Tool Test for engraving(competitor's A)







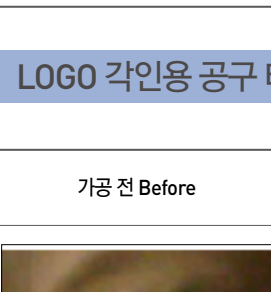
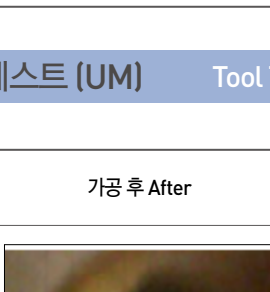

가공 전 Before	가공 후 After	각인 Engraving	
			Burr 발생 h자의 끝이 휘어짐(NG) Burr Generation The end of h is bent(NG)
			Burr 발생이 큼(NG) h자의 끝이 휘어짐(NG) Large Burr(NG) The end of h is bent(NG)
			Burr 발생이 큼(NG) h자의 끝이 휘어짐(NG) Large Burr(NG) The end of h is bent(NG)

LOGO 각인용 공구 테스트 (B社)










Tool Test for engraving(competitor's B)

가공 전 Before	가공 후 After	각인 Engraving	
			Burr 발생 없음(GOOD) h자의 끝이 휘어짐(NG) No Burr(GOOD) The end of h is bent(NG)
			미세 Burr(GOOD) h자의 끝이 휘어짐(NG) Micro Burr(GOOD) The end of h is bent(NG)
			Burr 발생 큼(NG) h자의 끝이 휘어짐(NG) Large Burr(NG) The end of h is bent(NG)

LOGO 각인용 공구 테스트 (C社) Tool Test for engraving(competitor's C)

가공 전 Before	가공 후 After	각인 Engraving
		 <p>Burr 발생 없음(GOOD) h자의 끝이 양호(GOOD)</p> <p>No Burr(GOOD) Good end of h(GOOD)</p>
		 <p>Burr 발생 큼(NG) h자의 끝이 휘어짐(NG)</p> <p>Large Burr(NG) The end of h is bent(NG)</p>
		 <p>Burr가 매우 심함(NG) h자의 끝이 휘어짐(NG)</p> <p>Very Large Burr(NG) The end of h is bent(NG)</p>

LOGO 각인용 공구 테스트 (UM) Tool Test for engraving(UM)


가공 전 Before	가공 후 After	각인 Engraving
		 <p>Burr 발생 없음(GOOD) h자의 끝이 양호(GOOD)</p> <p>No Burr(GOOD) Good end of h(GOOD)</p>
		 <p>미세 Burr(GOOD) h자의 끝 양호(GOOD)</p> <p>Micro Burr(GOOD) Good end of h(GOOD)</p>
		 <p>미세 Burr(GOOD) h자의 끝 양호(GOOD)</p> <p>Micro Burr(GOOD) Good end of h(GOOD)</p>

타사 제품과의 공구 마모 비교

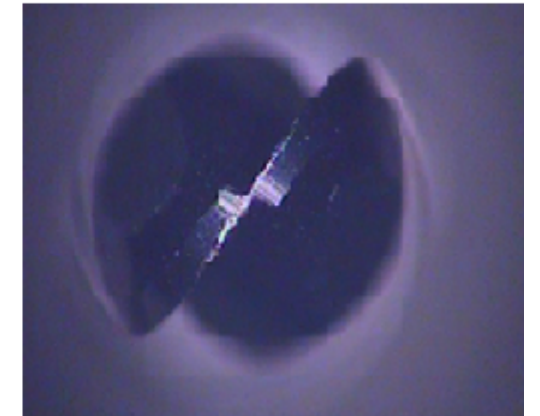
Comparison of tool wear with competitor

- ◆ 피삭재 : 동
- ◆ 사용공구 : CO-MAX (CMRB230 R0.5×6)
- ◆ 가공 아이템 : 동 전극

- Work Material : Copper
- Tool : CO-MAX (CMRB230 R0.5×6)
- Cutting Item : Copper Electrode



• CO-MAX Rib Ball



• 타사 엔드밀 Competitor tool

사용공구 Tool	R0.5 × 6	절입깊이(apxae)(mm) Depth of cut	0.03
회전수(min ⁻¹) Spindle speed	20,000	절삭유 Coolant	비수용성 절삭유 Oil
이송(mm/min) Feed	1,200	가공시간 Cutting time	2시간 2hr


타사 제품과의 공구 마모량 비교

Comparison of tool wear with competitor

- ◆ 피삭재 : XPM ESR (프리하든 금형강/HRC38~40)
- ◆ 사용공구 : HY-MAX (HMRB230 R0.3×4)
HY-MAX (HMRB230 R0.4×4)
- ◆ 가공 아이템 : 몰드프레임

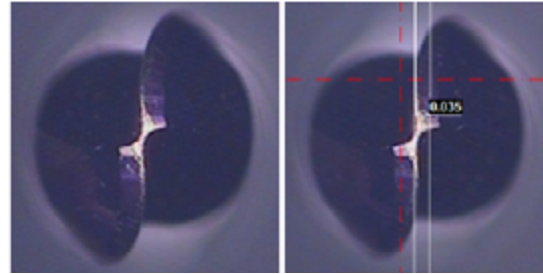
- Work Material : XPM ESR (Prehardened steel / HRC38~40)
- Tool : HY-MAX (HMRB230 R0.3×4)
HY-MAX (HMRB230 R0.4×4)
- Cutting Item : Mold Frame

• HY-MAX Rib Ball Model : HMRB230-00604



마모량(Tool wear)
0.009mm


• 타사 엔드밀 Competitor tool



마모량(Tool wear)
0.035mm

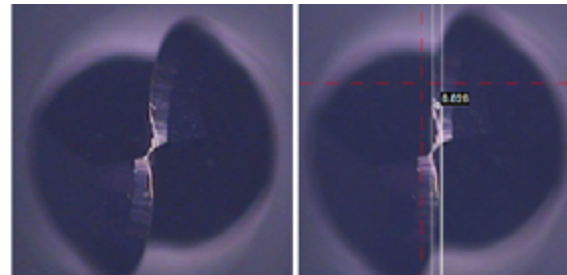
사용공구 Tool	R0.3 × 4	절입깊이[apxae(mm)] Depth of cut	0.02
회전수(min ⁻¹) Spindle speed	18,000	절삭유 Coolant	수용성 절삭유 water soluble fruid
이송(mm/min) Feed	700	가공시간 Cutting time	2시간 2hr

• HY-MAX Rib Ball Model : HMRB230-00804



마모량(Tool wear)
0.012mm

• 타사 엔드밀 Competitor tool



마모량(Tool wear)
0.026mm

사용공구 Tool	R0.4 × 4	절입깊이[apxae(mm)] Depth of cut	0.03
회전수(min ⁻¹) Spindle speed	17,000	절삭유 Coolant	수용성 절삭유 water soluble fruid
이송(mm/min) Feed	900	가공시간 Cutting time	2시간 30분 2hr 30min

타사 제품과의 공구 마모 비교

Comparison of tool wear with competitor

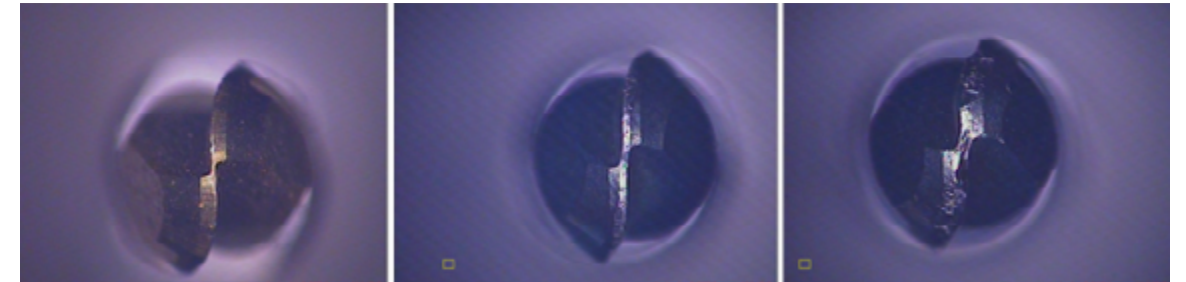
- ◆ 피삭재 : SKD11 (열처리강/HRC60)
- ◆ 사용공구 : HY-MAX (HMRB230 R0.5×4)
- ◆ 가공 아이템 : 몰드프레임

- Work Material : SKD11 (HRC60)
- Tool : HY-MAX (HMRB230 R0.5×4)
- Cutting Item : Mold Frame

• HY-MAX Rib Ball
Model : MMRB230-01004

• 타사 엔드밀 Competitor tool ①

• 타사 엔드밀 Competitor tool ②



사용공구 Tool	R0.5 × 4	절입깊이[apxae(mm)] Depth of cut	0.018×0.01
회전수(min ⁻¹) Spindle speed	18,000	절삭유 Coolant	오일 Oil
이송(mm/min) Feed	800	가공시간 Cutting time	1시간 1hr

타사 제품과의 절삭 성능 비교

Comparison of cutting performance with competitors

- ◆ 피삭재 : SKD11 (열처리강/HRC60)
- ◆ 사용공구 : HY-MAX (HMB230 R3×10×60L)
- ◆ 가공아이템 : 테스트 샘플


- Work Material : SKD11 (HRC60)
- Tool : HY-MAX (HMB230 R3×10×60L)
- Cutting Item : Test Sample

테스트카트予定内容

1. A社 3RX50L
2. HMB230 R3×10×60L
3. B社 R3

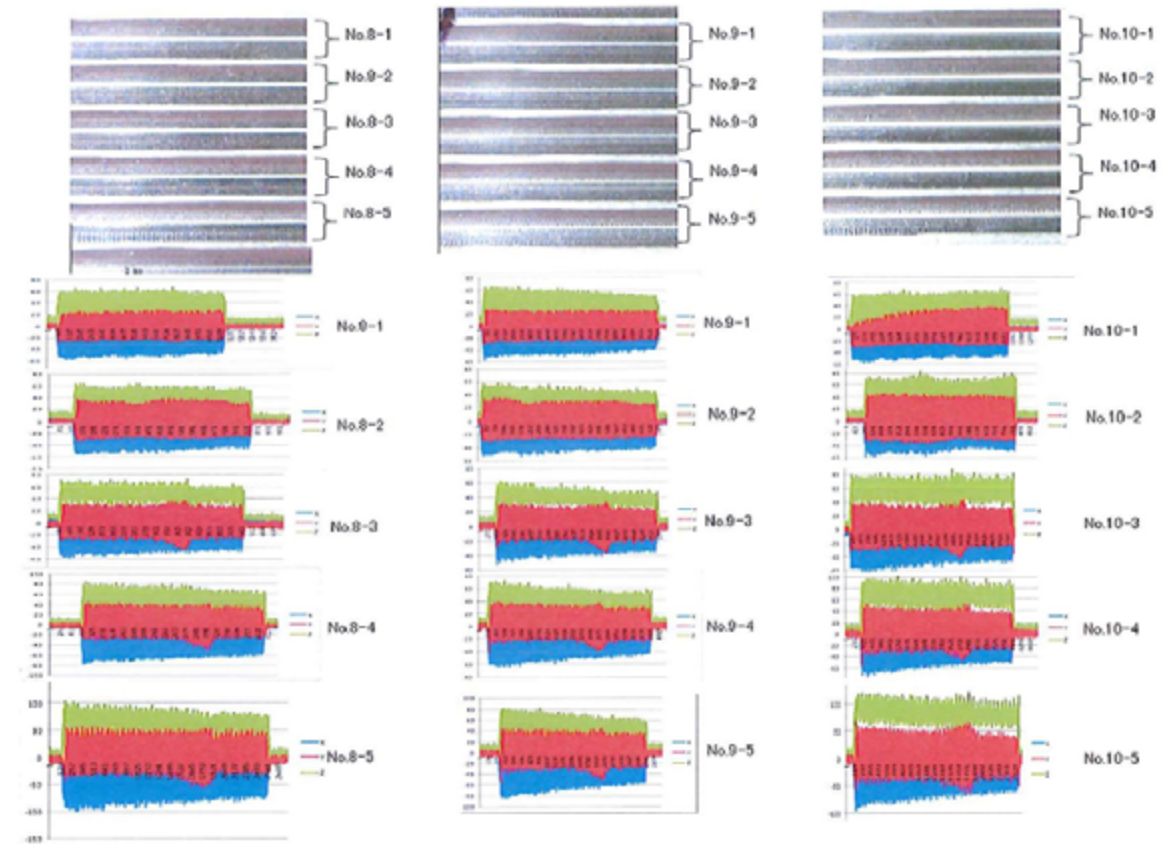
実施日 2014年12月24日
 場所 大阪府立産業技術総合研究所
 機械 森精機 Dura Vertical 5060 (BT40)
 (水溶性切削油1.5MPa)

加工順	型番	工具内容	被削材	加工内容	Vc (m/min)	S (rpm)	Fz (mm/t)	F (mm)	ap (mm)	ae (mm)	MRR (cc/分)	備考	結果	切削抵抗 最大(N)
No.8-1	A社	Φ6 2枚刃 ボール HRC50以上	SKD11 (HRC60)	溝	18.5	3500	0.050	350	0.12	0.84	0.023		良好	67.5
No.8-2					26.4	5000	0.025	500	0.12	0.84	0.050		良好	64.3
No.8-3					36.9	7000	0.025	700	0.12	0.84	0.071	HMB230推奨値	良好	72.0
No.8-4					36.9	7000	0.038	1000	0.12	0.84	0.101		良好	84.8
No.8-5					36.9	7000	0.054	1500	0.12	0.84	0.151		刃先若干摩耗	104.3
No.9-1	HMB230 R3×10×60L	Φ6 2枚刃 ボールHRC ~65			18.5	3500	0.050	350	0.12	0.84	0.023		良好	69.2
No.9-2					26.4	5000	0.025	500	0.12	0.84	0.050		良好	57.7
No.9-3					36.9	7000	0.025	700	0.12	0.84	0.071	HMB230推奨値	良好	62.0
No.9-4					36.9	7000	0.038	1000	0.12	0.84	0.101		良好	72.6
No.9-5					36.9	7000	0.054	1500	0.12	0.84	0.151		刃先若干摩耗	83.0
No.10-1	B社	Φ6 2枚刃 ボールHRC ~45	18.5	3500	0.050	350	0.12	0.84	0.023		良好	68.8		
No.10-2			26.4	5000	0.025	500	0.12	0.84	0.050		良好	63.4		
No.10-3			36.9	7000	0.025	700	0.12	0.84	0.071	HMB230推奨値	良好	87.1		
No.10-4			36.9	7000	0.038	1000	0.12	0.84	0.101		良好	102.5		
No.10-5			36.9	7000	0.054	1500	0.12	0.84	0.151		刃先摩耗大	121.7		



<所見>
 刃先の損傷状況、切削抵抗
 などから順位をつけると
 1. HMB230
 2. A社
 3. B社
 上記順番で良い結果が出た
 今後は価格を比較して検討を
 進めたいと思います。

- 공구 마모와 절삭 저항 등을 바탕으로 UM제품이 가장 높은 등급을 받았습니다.
- Base on tool wear and cutting resistance, UM Tool has the highest rating.




타사 제품과의 공구 마모 비교

Comparison of tool wear with competitor

- ◆ 피삭재 : XPM ESR (프리하든 금형강/HRC38~42)
- ◆ 사용공구 : HY-MAX (HMRR430 3×R0.5×12)
- ◆ 가공 아이템 : 몰드프레임

• HY-MAX RADIUS
Model : HMRR430-030R05-12

- Work Material : XPM ESR (HRC38~42)
- Tool : HY-MAX (HMRR430 3×R0.5×12)
- Cutting Item : Mold Frame
- 타사 엔드밀 Competitor tool



사용공구 Tool	3 × R0.5 × 4	절입깊이(apxae)(mm) Depth of cut	0.05×0.1
회전수(min ⁻¹) Spindle speed	12,000~18,000	절삭유 Coolant	오일미스트 Oil-mist
이송(mm/min) Feed	2,000~3,000	가공시간 Cutting time	3시간 3hr

가공 사례

Cutting Example

- ◆ 피삭재 : CENA (프리하든강 / HRC40)
- ◆ 사용공구 : HY-MAX (HMRB230 R0.5×3)
- ◆ 가공 아이템 : 비구면 렌즈 코어

- Work Material : CENA (Pre-hardened steel / HRC40)
- Tool : HY-MAX (HMRB230 R0.5×3)
- Cutting Item : Aspherical Lens Core



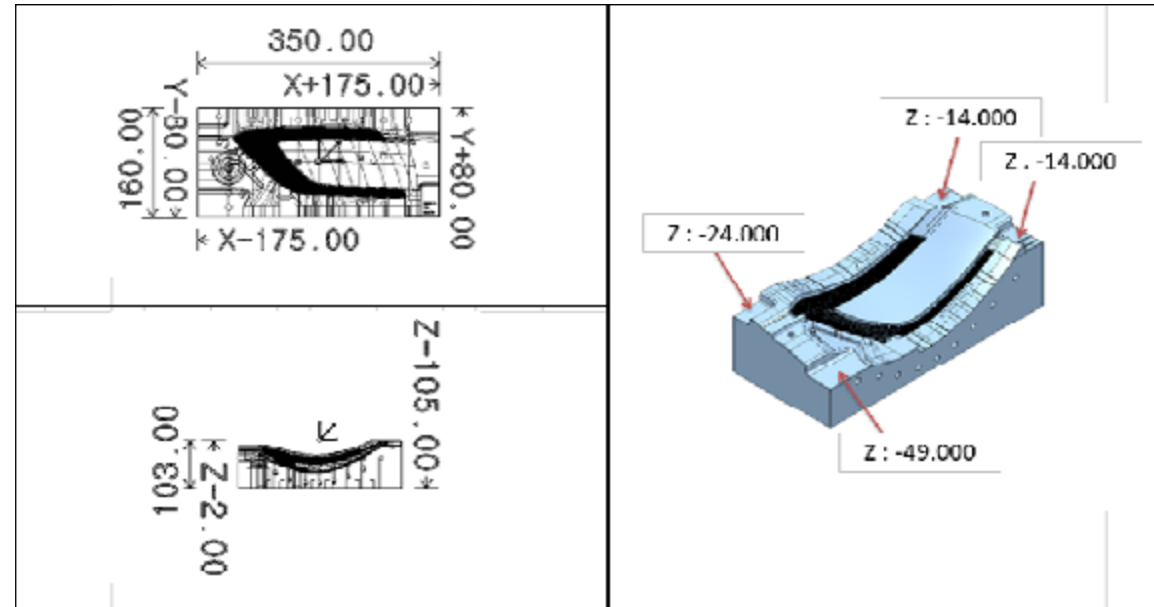
사용공구 Tool	R0.5 × 3(Finishing)	절입깊이(apxae)(mm) Depth of cut	0.007×0.007
회전수(min ⁻¹) Spindle speed	40,000	절삭유 Coolant	오일미스트 Oil-mist
이송(mm/min) Feed	700	가공시간 Cutting time	30시간 30hr

가공 사례


Cutting Example

- ◆ 피삭재 : CENA (프리하든강 / HRC40)
- ◆ 사용공구 : HY-MAX (HMB230 R3×12×90L)
HY-MAX (HMRB230 R0.3×2)
HY-MAX (HMRB230 R0.2×1)
- ◆ 가공아이템 : 자동차 후방 램프 금형

- Work Material : CENA (Pre-hardened steel / HRC40)
- Tool : HY-MAX (HMB230 R3×12×90L)
HY-MAX (HMRB230 R0.3×2)
HY-MAX (HMRB230 R0.2×1)
- Cutting Item : Automotive rear lamp mold




• 자동차 후방용 램프-1 / Rear lamp of Automobile-1




사용공구 1 Tool 1	R3 (Finishing)	절입깊이[apxae(mm)] Depth of cut	0.1×0.15
회전수(min ⁻¹) Spindle speed	18,000	절삭유 Coolant	오일미스트 Oil-mist
이송(mm/min) Feed	2,500	가공시간 Cutting time	6시간 6hr

• 자동차 후방용 램프 패턴부-2 / Rear lamp pattern section of Automobile-2



사용공구 2 Tool 2	R0.3×2 (Pattern)	절입깊이[apxae(mm)] Depth of cut	0.003
회전수(min ⁻¹) Spindle speed	34,000	절삭유 Coolant	오일미스트 Oil-mist
이송(mm/min) Feed	800	가공시간 Cutting time	14시간 14hr

• 자동차 후방용 램프 패턴부-3 / Rear lamp pattern section of Automobile-3



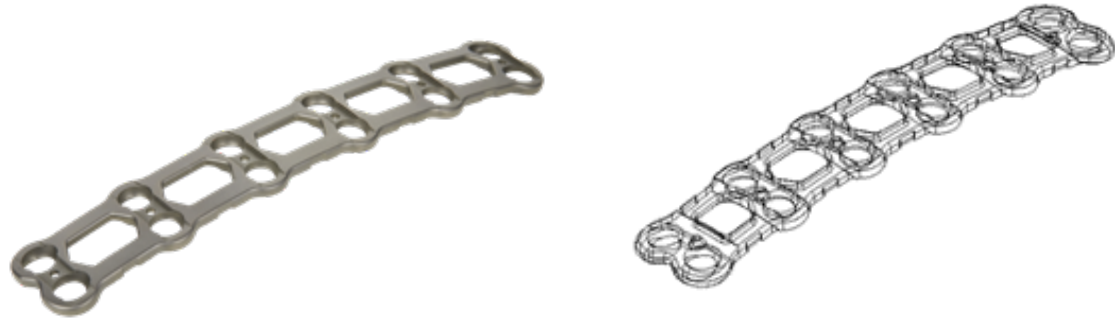
사용공구 2 Tool 2	R0.2×1 (Pattern)	절입깊이[apxae(mm)] Depth of cut	0.002
회전수(min ⁻¹) Spindle speed	38,000	절삭유 Coolant	오일미스트 Oil-mist
이송(mm/min) Feed	500	가공시간 Cutting time	20시간 20hr

가공 사례

Cutting Example

- ◆ 피삭재 : 티타늄
- ◆ 가공 아이템 : 의료용 척추 고정장치 상부
- ◆ 피삭재 크기 : 92×19×13
- ◆ 사용공구 : HY-MAX series
- ◆ 총 가공시간 : 3시간50분

- Work Material : Titanium
- Cutting Item : Medical spinal fixation device TOP
- Work Material Size : 92×19×13
- Tool : HY-MAX Series
- Total Cutting Time : 3hr 50min




No	사용공구		회전수(min ⁻¹) Spindle Speed	이송(mm/min) Feed	여유 Stock	가공시간 Cutting Time
	Model No.	Tool				
1	HMR430-060R10-20-060-S06	6×R1×20	5,000	3,000	0.07	0:36:29
2	HMRB230-03012-060-S06	R1.5×12	12,000	2,500	0.1	0:29:21
3	HMR430-030R02-10-060-S06	3×R0.2×10	15,000	2,500	0.02	0:15:27
4	HMRB230-02008-045-S04	R1×8	20,000	2,500	0.01	0:26:52
5	HMRB230-01004-045-S04	R0.5×4	20,000	2,000	0	0:56:57
6	HMR430-020R02-08-045-S04	2×R0.2×8	20,000	500	0	0:12:54
7	HMRE430-02008-045-S04	Φ2×8	20,000	500	0	0:26:21
8	HMR430-010R02-06-045-S04	1×R0.2×6	20,000	200	0	0:12:47
9	HMRE430-01006-045-S04	Φ1×6	20,000	200	0	0:08:07

가공 사례

Cutting Example

- ◆ 피삭재 : SKD11 (HRC60)
- ◆ 가공 아이템 : HUD 관련 코어
- ◆ 피삭재 크기 : 10×6×40.1
- ◆ 사용공구 : HY-MAX series
- ◆ 총 가공시간 : 3시간 50분 (5축 가공)

- Work Material : SKD11 (Hardened steel / HRC60)
- Cutting Item : HUD core
- Work Material Size : 10×6×40.1
- Tool : HY-MAX Series
- Total Cutting Time : 3hr 50min (5-axis machining)




No	사용공구		회전수(min ⁻¹) Spindle Speed	이송(mm/min) Feed	여유 Stock	가공시간 Cutting Time
	Model No.	Tool				
1	HMR430-060R10-20-060-S06	6×R1×20	5,000	3,000	0.07	0:15:17
2	HMR430-060R05-20-060-S06	6×R0.5×20	5,000	2,000	0.05	0:18:28
3	HMRB230-02008-045-S04	R1×8	20,000	1,500	0.02	0:24:53
4	HMRB230-01004-045-S04	R0.5×4	20,000	700	0.01	1:02:11
5	HMRB230-00502-045-S04	R0.25×2	24,000	500	0.01	1:38:10

가공 사례

Cutting Example

- ◆ 피삭재 : 동 (크기 80×60×10)
- ◆ 가공 아이템 : 휴대폰 카메라 하우징 동전극
- ◆ 사용공구 : CO-MAX series
- ◆ 절삭유 : 수용성
- ◆ 총 가공시간 : 4시간 40분 (추가 정삭 포함)

- Work Material : Copper (Size 80×60×10)
- Cutting Item : Mobil phone camera housing copper electrode
- Tool : CO-MAX series
- Coolant : Water-soluble fluid
- Total Cutting Time : 4hr 40min (Include additional finish)




No	가공공정 Cutting Process	사용공구		회전수 (min ⁻¹) Spindle Speed	이송 (mm/min) Feed	여유 Stock	스텝다운 Step Downm	가공시간 Cutting Time
		Model No.	Tool					
1	황삭 Roughing	HME430-08020-065-S06	Φ8×20	11,000	3,000	0	0.4	0:13:06
2	황잔삭 Rest Area Clearance	CMRE345-03010-050-S06k	Φ3×10	15,000	2,200	0	0.15	0:11:54
3	황잔삭 Rest Area Clearance	CMRE345-01508-045-S04K	Φ1.5×8	16,000	1,600	0.01	0.1	0:02:20
4	중삭 Semi-finishing	CMRE230-01006-045-S04	Φ1×6	18,000	1,300	-0.04	0.2	0:21:39
5	중잔삭 Rest Area Clearance	CMRE230-00502-045-S04	Φ0.5×2	18,000	500	-0.04	0.025	0:05:49
6	중잔삭 Rest Area Clearance	CMRB230-00402-045-S04	R0.2×2	18,000	350	-0.04	0.03	0:30:41
7	정삭 Finishing	CMRE230-01006-045-S04	Φ1×6	18,000	700	-0.05	0.2	0:36:21
8	정잔삭 Rest Area Clearance	CMRE230-00502-045-S04	Φ0.5×2	18,000	500	-0.05	0.06	0:02:25
9	정잔삭 Rest Area Clearance	CMRE230-002015-045-S04	Φ0.2×1.5	18,000	250	-0.05	0.03	0:03:05
10	정잔삭 Rest Area Clearance	CMRB230-003015-045-S04	R0.15×1.5	18,000	300	-0.05	0.015	0:51:48
11	정잔삭 Rest Area Clearance	CMRB230-00201-045-S04	R0.1×1	18,000	250	-0.05	0.015	0:01:30
12	외곽바닥정삭 Finishing	CMRR230-080R05-24-065-S06	8×R0.5×24	11,000	1,000	0		0:02:26

가공 사례

Cutting Example

- ◆ 피삭재 : 동 (크기 80×60×10)
- ◆ 가공 아이템 : 휴대폰 카메라 하우징 동전극
- ◆ 사용공구 : CO-MAX series
- ◆ 절삭유 : 수용성
- ◆ 총 가공시간 : 5시간 30분 (추가 정삭 포함)


- Work Material : Copper (Size 80×60×10)
- Cutting Item : Mobil phone camera housing copper electrode
- Tool : CO-MAX series
- Coolant : Water-soluble fluid
- Total Cutting Time : 5hr 30min (Include additional finish)



No	가공공정 Cutting Process	사용공구		회전수 (min ⁻¹) Spindle Speed	이송 (mm/min) Feed	여유 Stock	스텝다운 Step Downm	가공시간 Cutting Time
		Model No.	Tool					
1	황삭 Roughing	HME430-08020-065-S06	Φ8x20	11,000	3000	0	0.4	0:11:25
2	황잔삭 Rest Area Clearance	CMRE345-03010-050-S06k	Φ3x10	15,000	2200	0	0.15	0:14:10
3	황잔삭 Rest Area Clearance	CMRE345-01508-045-S04K	Φ1.5x8	16,000	1600	0.01	0.1	0:07:52
4	중삭 Semi-finishing	CMRE230-01006-045-S04	Φ1x6	18,000	1300	-0.04	0.2	0:21:31
5	중잔삭 Rest Area Clearance	CMRE230-00502-045-S04	Φ0.5x2	18,000	500	-0.04	0.03	0:17:47
6	중잔삭 Rest Area Clearance	CMRB230-01004-045-S04	R0.5x4	18,000	700	-0.04	0.1	0:03:46
7	중잔삭 Rest Area Clearance	CMRB230-00402-045-S04	R0.2x2	18,000	350	-0.04	0.03	0:17:54
8	중잔삭 Rest Area Clearance	CMRE230-00502-045-S04	Φ0.5x2	18,000	500	-0.04	0.03	0:02:23
9	정삭 Finishing	CMRE230-01006-045-S04	Φ1x6	18,000	700	-0.05	0.2	0:44:40
10	정잔삭 Rest Area Clearance	CMRE230-00502-045-S04	Φ0.5x2	18,000	500	-0.05	0.03	0:13:40
11	정잔삭 Rest Area Clearance	CMRE230-00502-045-S04	Φ0.5x2	18,000	500	0.1 / -0.05	0.06	0:02:01
12	정잔삭 Rest Area Clearance	CMRE230-00402-045-S04	Φ0.4x2	18,000	350	-0.05	0.007	0:03:13
13	정잔삭 Rest Area Clearance	CMRB230-00402-045-S04	R0.2x2	18,000	350	-0.05	0.02	0:42:04
14	정잔삭 Rest Area Clearance	CMRE230-00201-045-S04	Φ0.2x1	18,000	250	-0.05	0.005	0:05:19

Carbide End mill

World Class Quality Products



본 카탈로그에 기재되어 있는 모델번호와 제품 사양은 예고 없이 제품의 개선과 수정을 위해 변경될 수 있습니다.
Model number and specifications are can be changed without notification for quality improvement.



CAUTION

초경엔드밀 사용시 주의사항

- 엔드밀 케이스를 열고 케이스로 부터 공구를 분리할 때 조심해 주십시오.
- 맨손으로 공구의 날을 직접적으로 만지지 마십시오.
- 절삭가공 중에는 엔드밀이 매우 뜨거워서, 가공이 끝난 직후 엔드밀을 만지지 마십시오.
가공이 끝난 직 후 절삭칩 또한 뜨겁기에 맨손으로 만지지 마십시오.
- 보조장갑 또는 보호안경과 같은 안전 장비를 갖추시기 바랍니다.
- 절삭가공 전에 반드시 공구치수를 확인해주시기 바랍니다.
- 엔드밀 절삭 조건은 가공물 형상과 기계용량, 그리고 작업환경에 따라서 조정할 필요가 있습니다.



CAUTION

Precautions for safe use of Carbide End Mill

- Be careful when you open the end mill cases and remove the tools from cases.
- Do not touch directly the cutting edges with bare hands.
- During cutting operation, end mills get very hot. Do not touch end mills immediately after cutting. Do not touch cutting chips with bare hands. Chips will be hot after cutting.
- Please equip safety items, such as safety glasses and protective gloves.
- Please use correct end mills before starting cutting operation.
- It is necessary to adjust milling conditions according to the milling shape, machine capability and the operation environment.